

Summer Solution


# One Minute Reader Live







## Agenda

- Read Live Overview
- The Read Naturally Strategy
- One Minute Reader Live Overview
- Levels and Program Comparison
- Demonstration
- Resources
- Q and A













## Read Live Programs

	 Read Naturally Live	 Word Warm-ups Live	 One Minute Reader Live	 Read Naturally Live–Español
Purpose	Fluency intervention that supports vocabulary, comprehension, and phonics (Phonics series)	<ul style="list-style-type: none"> <li>Phonics intervention</li> <li>Can be paired with Read Naturally Live for Fluency</li> </ul>	<ul style="list-style-type: none"> <li>Structured, independent reading practice—any student</li> <li>Extra practice for a student already working in RNL and/or WWL</li> </ul>	<ul style="list-style-type: none"> <li>Builds native-Spanish speaker’s fluency in reading Spanish</li> <li>Supports any student’s Spanish reading development</li> </ul>
Fluency, Vocabulary, Comprehension	<ul style="list-style-type: none"> <li>Sequenced 1.0 - 8.0</li> <li>Idioms 3.0 - 4.5</li> </ul>	One story exercise in each section	Levels E - 5 (early first through mid-fifth grade)	Sequenced 1.0 – 5.6
Phonics Series/ Phonics Emphasis	Phonics 0.8 - 2.7 Instruction in context of non-fiction stories	<ul style="list-style-type: none"> <li>Level 1: One-Syllable</li> <li>Level 2: Two-Syllable</li> <li>Level 3: Multi-Syllabic</li> </ul>	No	No
English Language Learners	<ul style="list-style-type: none"> <li>English content</li> <li>English or Spanish directions</li> <li>Spanish read along option</li> </ul>	English content	English content	<ul style="list-style-type: none"> <li>Spanish content</li> <li>Spanish or English directions</li> <li>English read along option</li> </ul>
Teacher Required	<ul style="list-style-type: none"> <li>Cold-timing step (optional)</li> <li>Pass step</li> </ul>	Pass step	Students work independently	<ul style="list-style-type: none"> <li>Cold-timing step (optional)</li> <li>Pass step</li> </ul>


# Read Live Programs

	 Read Naturally Live	 Word Warm-ups Live	 One Minute Reader Live	 Read Naturally Live—Español
Purpose	Fluency intervention that supports vocabulary, comprehension, and phonics (Phonics series)	<ul style="list-style-type: none"> <li>Phonics intervention</li> <li>Can be paired with Read Naturally Live for Fluency</li> </ul>	<ul style="list-style-type: none"> <li>Structured, independent reading practice—any student</li> <li>Extra practice for a student already working in RNL and/or WWL</li> </ul>	<ul style="list-style-type: none"> <li>Builds native-Spanish speaker’s fluency in reading Spanish</li> <li>Supports any student’s Spanish reading development</li> </ul>
Fluency, Vocabulary, Comprehension	<ul style="list-style-type: none"> <li>Sequenced 1.0 - 8.0</li> <li>Idioms 3.0 - 4.5</li> </ul>	One story exercise in each section	Levels E - 5 (early first through mid-fifth grade)	Sequenced 1.0 – 5.6
Phonics Series/ Phonics Emphasis	Phonics 0.8 - 2.7 Instruction in context of non-fiction stories	<ul style="list-style-type: none"> <li>Level 1: One-Syllable</li> <li>Level 2: Two-Syllable</li> <li>Level 3: Multi-Syllabic</li> </ul>	No	No
English Language Learners	<ul style="list-style-type: none"> <li>English content</li> <li>English or Spanish directions</li> <li>Spanish read along option</li> </ul>	English content	English content	<ul style="list-style-type: none"> <li>Spanish content</li> <li>Spanish or English directions</li> <li>English read along option</li> </ul>
Teacher Required	<ul style="list-style-type: none"> <li>Cold-timing step (optional)</li> <li>Pass step</li> </ul>	Pass step	Students work independently	<ul style="list-style-type: none"> <li>Cold-timing step (optional)</li> <li>Pass step</li> </ul>

		
<p>More than 1 in 3 students (in K-3<sup>rd</sup> grade) need intensive reading intervention.</p>	<p>In some high-poverty schools, up to 60% of students have been identified at high risk for reading problems.</p>	<p>Students who are not proficient readers by 3<sup>rd</sup> grade are four times less likely to graduate high school.</p>
<p>(Sparkes, 2022)</p>	<p>(Hogan, 2022)</p>	<p>(Hernandez, 2012)</p>



**One Minute Reader<sup>®</sup> Live**



**Research-based program:**

- Structured, independent reading practice for developing readers of all ages, and without direct teacher involvement
- Highly-effective instruction using the Read Naturally Strategy
- Improvement in fluency, vocabulary & comprehension



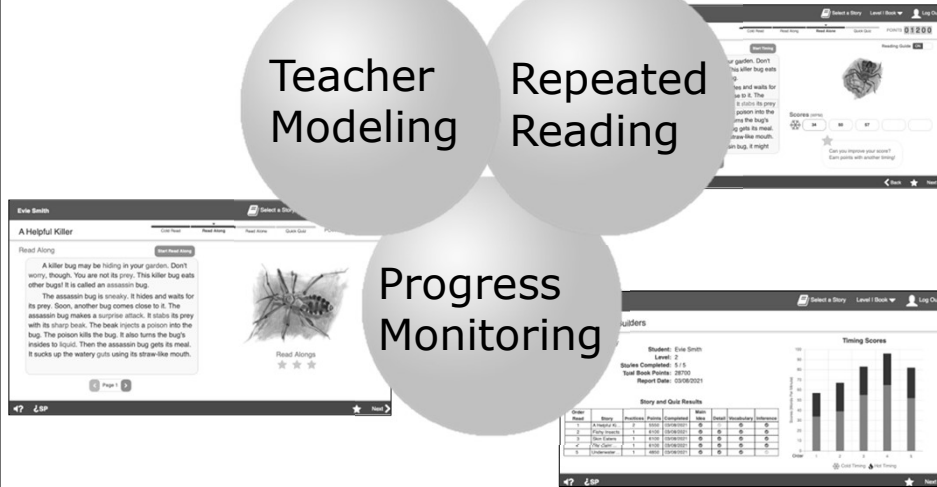
**One Minute Reader<sup>®</sup> Live**

## A Powerful Strategy

Teacher Modeling

Repeated Reading

Progress Monitoring



**One Minute Reader<sup>®</sup> Live**

### One Minute Reader Live benefits:

- Readers of all ages who would benefit from structured, independent reading
  - Motivating, informational text for reluctant readers
  - Challenging reading material for young, advanced readers
- Students also working in Read Naturally Live—extra reading practice at home or at school
- Students about to graduate from Read Naturally Live—ready for more independent reading



One Minute Reader Live is ideal for:

- Structured practice over summer break
- Independent reading time in general education classrooms
- Intervention resource
- Homework during the school year
- Extra practice over holiday breaks



One Minute Reader Live includes:

- Six levels, early first grade through mid-fifth grade reading levels
- Eight books per level, and five non-fiction stories per book
- Interactive vocabulary
- Quick Quiz
- Fun activities and gamified experience



## One Minute Reader<sup>®</sup> Live Levels

<b>E</b>	Early first-grade reading level	Stories consist of a few short, simple sentences with several words repeated.
<b>1</b>	Middle first-grade reading level	Stories consist of a few short, simple sentences with very few difficult words.
<b>2</b>	Middle second-grade reading level	Stories consist of simple sentences with a few difficult words.
<b>3</b>	Middle third-grade reading level	Stories consist of longer sentences with several difficult words.
<b>4</b>	Middle fourth-grade reading level	Stories consist of some complex sentences with more difficult words.
<b>5</b>	Middle fifth-grade reading level	Stories consist of complex text with more advanced concepts.

## Program Comparison



**Read Naturally Live**



**One Minute Reader Live**

Use/ appropriate for	Any student needing reading intervention (Special Ed, Title 1, Tier 2 or 3 intervention)	<ul style="list-style-type: none"> <li>▪ Any student who would benefit from structured, independent reading</li> <li>▪ Additional practice for a student also working in Read Naturally Live</li> </ul>
Content	<ul style="list-style-type: none"> <li>▪ Reading levels 1.0 - 8.0 (23 levels)</li> <li>▪ Series include Sequenced, Phonics, Idioms</li> </ul>	<ul style="list-style-type: none"> <li>▪ Reading levels E - 5 (6 levels)</li> <li>▪ Stories grouped by theme/topic</li> </ul>
Teacher Involvement	Students work mostly independently—teacher involvement for some steps	Students work independently
Reports	Reports for monitoring progress (fluency, comprehension, phonics)	Reports for monitoring progress (fluency, comprehension)

Takeaway

## Getting Started

- Have access to Read Live.
- Add students.
- Place students (optional).
- License students.
- Teach students to do the steps.



## Select a Story

A screenshot of the 'Select a Story' interface. At the top, it shows the user's name 'Evie Smith', a 'Select a Book' button, and a 'Log Out' button. Below this, the title 'Select a Story' is displayed on the left, and 'Level 2 | Bugs!' is on the right. The main area contains five story cards, each with an illustration and a title: 'A Helpful Killer' (a fly), 'Fishy Insects' (a caterpillar), 'Skin Eaters' (a beetle), 'The Calm Before the Swarm' (a swarm of bees), and 'Underwater Builders' (ants). The first card, 'A Helpful Killer', is highlighted with a rounded rectangle. At the bottom, there is a navigation bar with a question mark icon, a 'SP' icon, and a star icon.



# Cold Read

The screenshot shows the 'Cold Read' mode for the story 'A Helpful Killer' by Evie Smith. The interface includes a top navigation bar with 'Evie Smith', 'Select a Story', 'Level 1 Book', and 'Log Out'. Below this, the story title 'A Helpful Killer' is displayed, along with a progress indicator showing 'Cold Read' selected and 'POINTS 00000'. A 'Start Timing' button is highlighted with a red box. The main text area contains two paragraphs: 'A killer bug may be hiding in your garden. Don't worry, though. You are not its prey. This killer bug eats other bugs! It is called an assassin bug.' and 'The assassin bug is sneaky. It hides and waits for its prey. Soon, another bug comes close to it. The assassin bug makes a surprise attack. It stabs its prey with its sharp beak. The beak injects a poison into the bug. The poison kills the bug. It also turns the bug's insides to liquid. Then the assassin bug gets its meal. It sucks up the watery guts using its straw-like mouth. If you get too close to an assassin bug, it might'. To the right of the text is an illustration of an assassin bug. Below the illustration is a 'Cold Read Score (WPM)' field with a snowflake icon. At the bottom, there is a 'Page 1' indicator and a 'Next' button.

# Read Along

The screenshot shows the 'Read Along' mode for the story 'A Helpful Killer' by Evie Smith. The interface is similar to the 'Cold Read' mode, but the 'Read Along' mode is selected, and the 'POINTS' are '00100'. A 'Start Read Along' button is highlighted with a red box. The main text area contains the same two paragraphs as in the 'Cold Read' mode. To the right of the text is the same illustration of an assassin bug. Below the illustration is a 'Read Alongs' section with three star icons. At the bottom, there is a 'Page 1' indicator and a 'Next' button.

# Read Alone

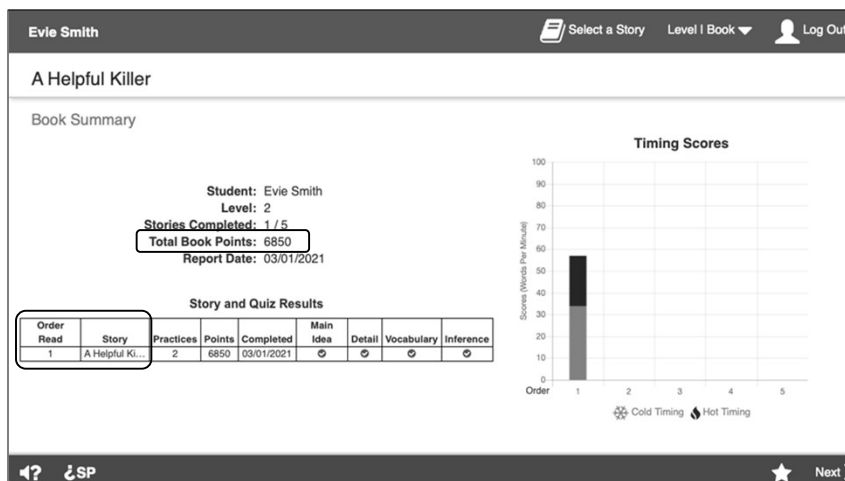
The screenshot shows the 'Read Alone' mode of the 'A Helpful Killer' story. At the top, the user is logged in as 'Evie Smith' and is on 'Level 1 Book'. The story title 'A Helpful Killer' is displayed, along with a progress bar showing 'Cold Read', 'Read Along', 'Read Alone', and 'Quick Quiz' stages. The current score is 01200. The 'Read Alone' section includes a 'Start Timing' button and a 'Reading Guide' toggle set to 'ON'. The text describes an assassin bug's behavior: 'A killer bug may be hiding in your garden. Don't worry, though. You are not its prey. This killer bug eats other bugs! It is called an assassin bug. The assassin bug is sneaky. It hides and waits for its prey. Soon, another bug comes close to it. The assassin bug makes a surprise attack. It stabs its prey with its sharp beak. The beak injects a poison into the bug. The poison kills the bug. It also turns the bug's insides to liquid. Then the assassin bug gets its meal. It sucks up the watery guts using its straw-like mouth. If you get too close to an assassin bug, it might'.

On the right, there is an illustration of an assassin bug. Below it, a 'Scores (WPM)' section shows a current score of 34 and a target score of 50. A callout box asks, 'Can you improve your score? Earn points with another timing!'. Navigation buttons for 'Back' and 'Next' are at the bottom.

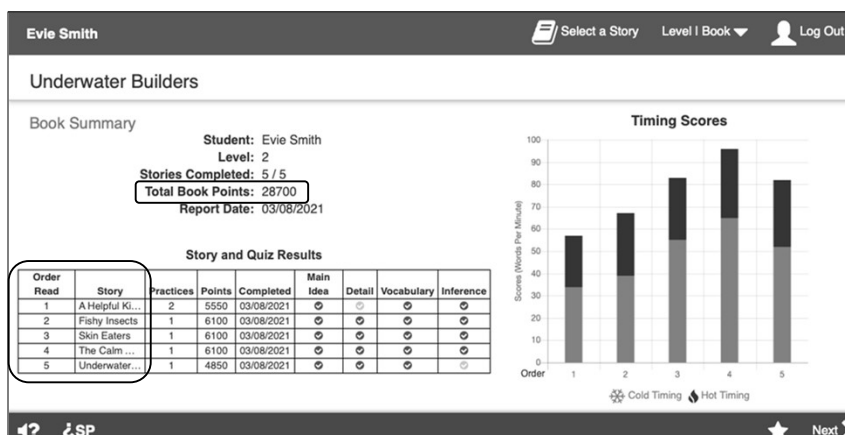
# Quick Quiz

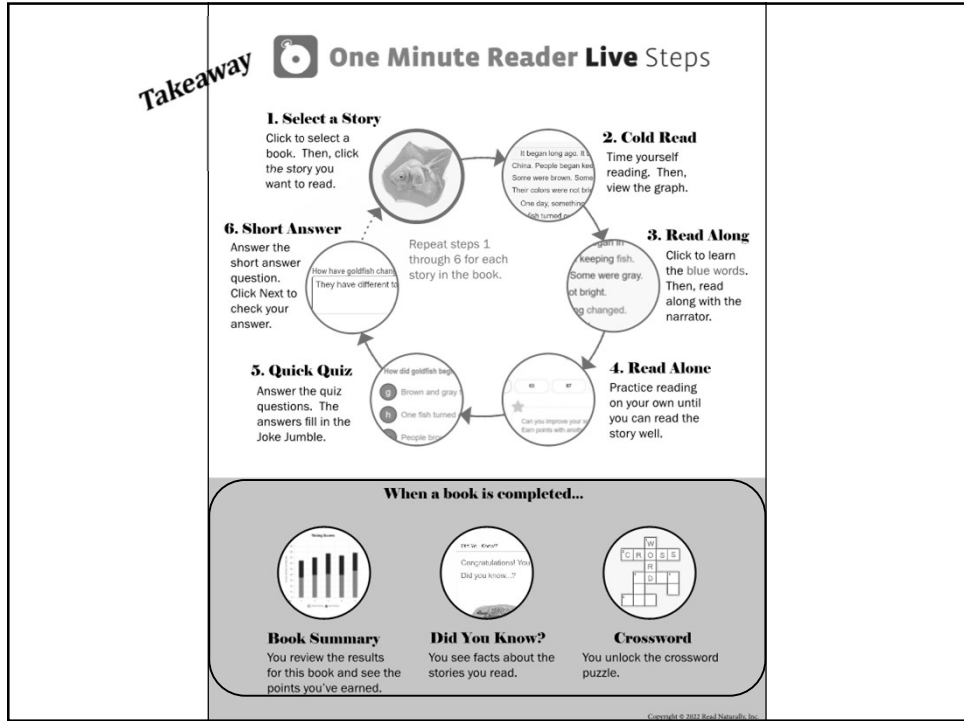
The screenshot shows the 'Quick Quiz' mode for the story 'A Helpful Killer'. The user is still logged in as 'Evie Smith' on 'Level 1 Book'. The story title 'A Helpful Killer' is shown, and the progress bar highlights the 'Quick Quiz' stage. The current score is 01750. The 'Quick Quiz' section has a 'Show Story' toggle set to 'Off'. The first question is 'What is the main idea of *A Helpful Killer*?'. Three multiple-choice options are provided: 'c Assassin bugs kill and eat other bugs.', 'd The bite from an assassin bug can hurt.', and 'e Assassin bugs help farmers and gardeners.'. The second question is 'Why was the bug so messy?'. To the right of this question are three horizontal lines for a written answer. Navigation buttons for 'Back' and 'Next' are at the bottom.

# Story Summary



# Book Summary





# Book Summary

Evie Smith | Select a Story | Level 1 Book | Log Out

## A Helpful Killer


Book Summary

Student: Evie Smith  
Level: 2  
Stories Completed: 1/5  
Total Book Points: 7800  
Report Date: 07/18/2022

Story	Practices	Points	Completed	Main Idea	Detail	Vocab	Inference	Short Answer
A Helpful Ki...	2	7800	07/18/2022					

\* Student graded

### Timing Scores



Order 1: Cold Timing (55 WPM), Hot Timing (55 WPM)

Order 2: Cold Timing, Hot Timing  
Order 3: Cold Timing, Hot Timing  
Order 4: Cold Timing, Hot Timing  
Order 5: Cold Timing, Hot Timing

ESP | Next

# Did You Know?

The screenshot shows a user interface for a 'Did You Know?' quiz. At the top, it displays the user's name 'Evie Smith', a 'Select a Story' button, 'Level 1 Book', and a 'Log Out' button. The main heading is 'Did You Know?'. Below this, a congratulatory message reads: 'Congratulations! You finished all the stories in Bugs! Did you know...?'. There are two images of insects: a close-up of an assassin bug's legs and a cicada. Five text boxes provide facts: 1. 'Some assassin bugs have sharp hooks at the ends of their legs. When the assassin bug catches its prey, the hooks dig into the prey so that it can't get away.' 2. 'Dust mites do not drink water. They take water in through their bodies.' 3. 'If your pillow is two years old, about ten percent of its weight could be made up of dust mites and their waste.' 4. 'Cicadas are harmless. They do not sting, bite, ruin crops, or carry disease.' 5. 'Male cicadas sing in groups of up to 1,000. Their singing can be as loud as a rock concert!'. At the bottom, there are navigation icons for a question mark, 'ESP', a star, and 'Next'.

# Crossword Puzzle

The screenshot shows a crossword puzzle interface. At the top, it displays the user's name 'Evie Smith', a 'Select a Story' button, 'Level 1 Book', and a 'Log Out' button. The main heading is 'Crossword Puzzle'. In the top right corner, it says 'POINTS 00000'. The crossword puzzle grid is shown on the left, with numbers indicating the starting positions for the clues. On the right, there are two columns of clues: 'Across' and 'Down'. The 'Across' clues are: 2. not expected, 5. happening at a regular time, 7. part of a process, 8. puts liquid into something, 9. having a reaction that makes you sneeze or feel sick. The 'Down' clues are: 1. things you do often, 3. an answer to something, 4. to make short movements from side to side, 6. was alive or was in the world. At the bottom, there are navigation icons for a question mark, 'ESP', a star, and 'Next'.



## Review Data to Monitor Student Progress

One Minute Reader Live Report Date: 3/11/2021  
**Students At-a-Glance**

Report period: 3/3/2021 - 3/11/2021 **Current Lead Teacher:** M. Brown  
School: Springfield


Current Grade	Student	Stories/Level			Fluency			Comprehension
		Level	Date level started	Number of Stories Completed	Avg Cold Read (first 3 / last 3)	Avg % of Read Accurate (first 3 / last 3)	Avg Final Timing (first 3 / last 3)	Avg Q&A % correct (first 3 / last 3)
3	Evie Smith	2	3/3/2021	5	41 / 56	2 / 1	55 / 72	92 / 92
					/ /	/ /	/ /	/ /
					/ /	/ /	/ /	/ /
					/ /	/ /	/ /	/ /
					/ /	/ /	/ /	/ /
					/ /	/ /	/ /	/ /
					/ /	/ /	/ /	/ /

## Read Live HELP Resources

Working with Students in One Minute Reader Live

**Working Through a Story in One Minute Reader Live**

This video demonstrates the steps of One Minute Reader Live, an independent reading program that builds fluency and supports vocabulary and comprehension. The video covers logging in, placement, selecting to work on, working through the guided steps, and viewing the results.



Watch on YouTube

If you have trouble viewing the video via YouTube, please click [here](#).

**Free Training Course**

- One Minute Reader Live Online Course

**Recorded Webinars**

- One Minute Reader Live basics

**Student Training**

- A Student's Guide to One Minute Reader Live
- Steps poster

**Job Aids**

- Fidelity Checklist
- User Guide:** Working with One Minute Reader Live
- Placement Guide
- Welcome Letter

[www.readnaturally.com/read-live-help](http://www.readnaturally.com/read-live-help)



 **Read Naturally® Live**

 **Word Warm-ups® Live**

 **One Minute Reader® Live**

 **Read Naturally® Live—Español**

 **Read Live**



phone: 800.788.4085  
email: [info@readnaturally.com](mailto:info@readnaturally.com)  
website: [readnaturally.com](http://readnaturally.com)

Questions?





# Getting Started

- Have access to Read Live.
- Add students.
- Place students (optional).
- License students.
- Teach students to do the steps.







# One Minute Reader **Live** Steps

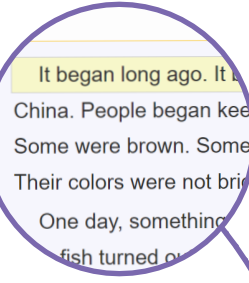
## 1. Select a Story

Click to select a book. Then, click the story you want to read.



## 2. Cold Read

Time yourself reading. Then, view the graph.



## 6. Short Answer

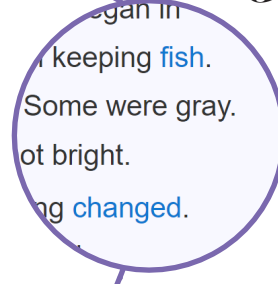
Answer the short answer question. Click Next to check your answer.



Repeat steps 1 through 6 for each story in the book.

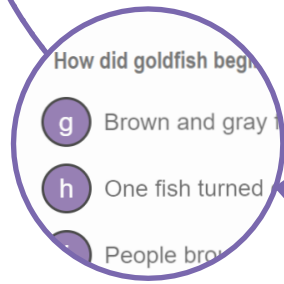
## 3. Read Along

Click to learn the blue words. Then, read along with the narrator.



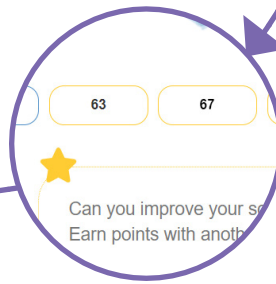
## 5. Quick Quiz

Answer the quiz questions. The answers fill in the Joke Jumble.



## 4. Read Alone

Practice reading on your own until you can read the story well.



## When a book is completed...



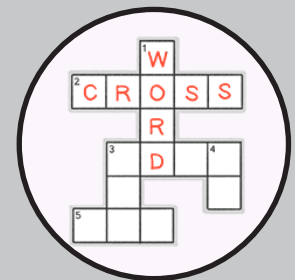
## Book Summary

You review the results for this book and see the points you've earned.



## Did You Know?

You see facts about the stories you read.



## Crossword

You unlock the crossword puzzle.