Read Naturally Live

Monitoring Student Progress:

Checking Initial Placement

Webinar

Teacher Responsibilities

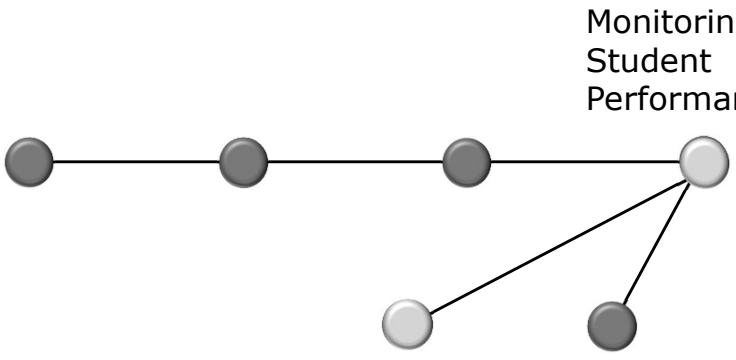

Copyright © 2024 Read Naturally, Inc.
Read Naturally Live Webinar

Monitoring Student Performance

Create ongoing challenge to maximize achievement:

- The student should be challenged, but not frustrated, by the level of text difficulty.
- The student should be able to reach the goal—not easily, but with effort.

Monitoring Student Performance

Monitoring Student Performance

Use student data to:

- Check the student's initial placement after three stories.
- Keep the student challenged over time.

Copyright © 2024 Read Naturally, Inc.

Monitoring Student Performance

Data Mentor:

- Monitors students' performance
- Provides suggestions to the teacher to improve implementation

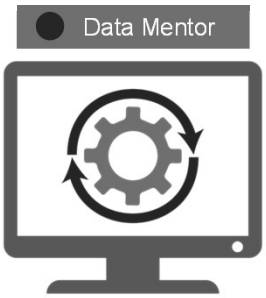

Monitoring Student Performance

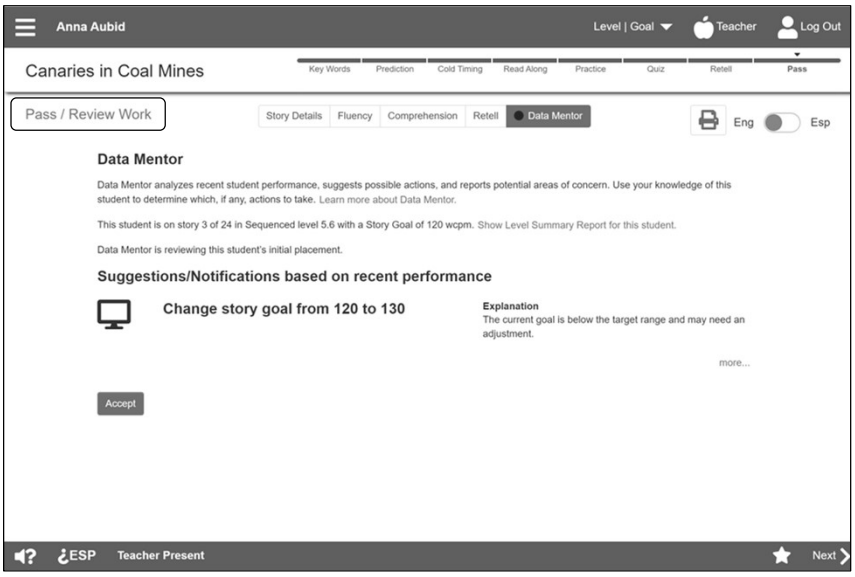

Copyright © 2024 Read Naturally, Inc.

Checking Initial Placement

Two Phases of Placement:

- Conducting Initial Placement
- Checking Initial Placement

Compare the student's average data from the first three stories to:

- Initial Level Criteria
- Initial Goal Criteria



Source for Student Data

Series/Level			Fluency					Comprehension		Phonics
Series/Level	Date Level started	Stories passed	Cold timing (first 3/last 3)	Goal (first/last)	Hot timing (first 3/last 3)	Expression (first 3/last 3)	Practices (first 3/last 3)	Quiz % correct (first 3/last 3)	Words in Retell (first 3/last 3)	Seconds to read word list (first 3/last 3)
Seq/2.5	9/18/2019	3	41 / 41	70 / 70	74 / 74	2 / 2	6 / 6	87 / 87	13 / 13	/

Copyright © 2024 Read Naturally, Inc.
Read Naturally Live Webinar

Read Naturally Live Demo

- Generating Students At-a-Glance Report

Initial Level Criteria

- Student's average cold-timing score is within the range for the placement level (see table).
- Student's average quiz score is at least 60%.

Checking Initial Placement
Initial Placement Ranges

Initial Level	WCPM Score
1.0 to 3.0	30 to 60 wcpm
3.5 to 5.0	60 to 80 wcpm
5.6 to 7.0	80 to 100 wcpm
8.0	100 to 140 wcpm

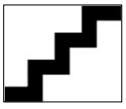

Copyright © 2024 Read Naturally, Inc.

Compare Rob's Data to Level Criteria

Rob
4th Grade

Initial Placement Ranges

Initial Level	WCPM Score
1.0 to 3.0	30 to 60 wcpm
3.5 to 5.0	60 to 80 wcpm
5.6 to 7.0	80 to 100 wcpm
8.0	100 to 140 wcpm

Ask:

- Is the average cold-timing score in the range for the placement level?
- Is the average quiz score at least 60%?

Report date: 2024/10/09

Read Naturally Live

Students At-a-Glance

Report period: 2024/09/18 to 2024/10/09

Current Lead Teacher: J Murray

School: Springfield School

			Series/Level			Fluency					Comprehension		Phonics
Current Grade	Student	Current Homeroom	Series/Level	Date Level started	Stories passed	Cold timing (first 3/last 3)	Goal (first/last)	Hot timing (first 3/last 3)	Expression (first 3/last 3)	Practices (first 3/last 3)	Quiz % correct (first 3/last 3)	Words in Retell (first 3/last 3)	Seconds to read word list (first 3/last 3)
7	Aubid, Anna	Murray, J.	Seq/5.6	2024/09/18	3	90 / 90	120/120	132 / 132	2 / 2	6 / 6	89 / 89	28 / 28	/
4	Cole, Rob	Murray, J.	Seq/3.0	2024/09/18	3	70 / 70	95/95	100 / 100	2 / 2	4 / 4	89 / 89	18 / 18	/
3	Her, Lee	Murray, J.	Seq/2.5	2024/09/18	3	41 / 41	70/70	74 / 74	2 / 2	6 / 6	87 / 87	13 / 13	/
						/	/	/	/	/	/	/	/
						/	/	/	/	/	/	/	/
						/	/	/	/	/	/	/	/
						/	/	/	/	/	/	/	/
						/	/	/	/	/	/	/	/

* Teacher was not present for one or more of the cold timings used to calculate the first 3 or last 3 cold timing score.

Copyright © 2024 Read Naturally, Inc.

Compare Rob's Data to Level Criteria

Initial Placement Ranges

Initial Level	WCPM Score
1.0 to 3.0	30 to 60 wcpm
3.5 to 5.0	60 to 80 wcpm
5.6 to 7.0	80 to 100 wcpm
8.0	100 to 140 wcpm

			Series/Level			Fluency					Comprehension	
Current Grade	Student	Current Homeroom	Series/Level	Date Level started	Stories passed	Cold timing (first 3/last 3)	Goal (first/last)	Hot timing (first 3/last 3)	Expression (first 3/last 3)	Practices (first 3/last 3)	Quiz % correct (first 3/last 3)	Words in Retell (first 3/last 3)
4	Cole, Rob	Murray, J.	Seq/3.0	2024/09/18	3	70 / 70	95/95	100 / 100	2 / 2	4 / 4	89 / 89	18 / 18

- Is the average cold-timing score in the range for the placement level?

Checking Initial Placement

Compare Rob's Data to Level Criteria

Initial Placement Ranges

Initial Level	WCPM Score
1.0 to 3.0	30 to 60 wcpm
3.5 to 5.0	60 to 80 wcpm
5.6 to 7.0	80 to 100 wcpm
8.0	100 to 140 wcpm

			Series/Level			Fluency					Comprehension	
Current Grade	Student	Current Homeroom	Series/Level	Date Level started	Stories passed	Cold timing (first 3/last 3)	Goal (first/last)	Hot timing (first 3/last 3)	Expression (first 3/last 3)	Practices (first 3/last 3)	Quiz % correct (first 3/last 3)	Words in Retell (first 3/last 3)
4	Cole, Rob	Murray, J.	Seq/3.0	2024/09/18	3	70 / 70	95/95	100 / 100	2 / 2	4 / 4	89 / 89	18 / 18

- Is the average quiz score at least 60%?

Copyright © 2024 Read Naturally, Inc.
Read Naturally Live Webinar

Compare Rob's Data to Level Criteria

Initial Placement Ranges

Initial Level	WCPM Score
1.0 to 3.0	30 to 60 wcpm
3.5 to 5.0	60 to 80 wcpm
5.6 to 7.0	80 to 100 wcpm
8.0	100 to 140 wcpm

Ask:

- Is the average cold-timing score in the range for the placement level?
- Is the average quiz score at least 60%?

Data Mentor

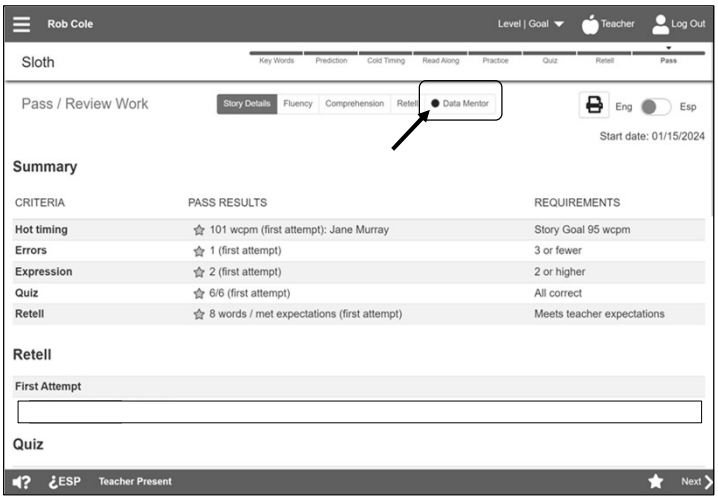

Copyright © 2024 Read Naturally, Inc.
Read Naturally Live Webinar

Checking Initial Placement

Data Mentor

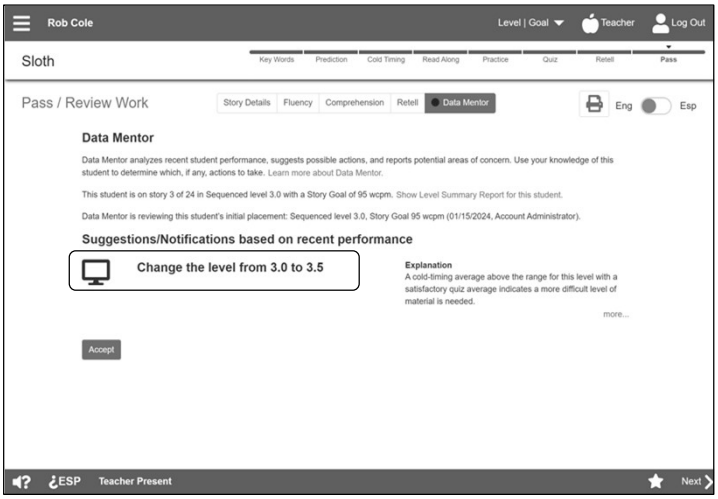

Checking Initial Placement

Data Mentor

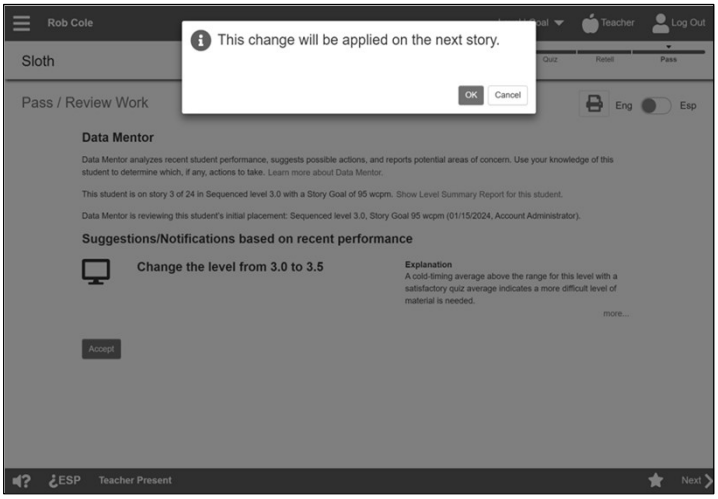

Copyright © 2024 Read Naturally, Inc.
Read Naturally Live Webinar

Checking Initial Placement

Data Mentor

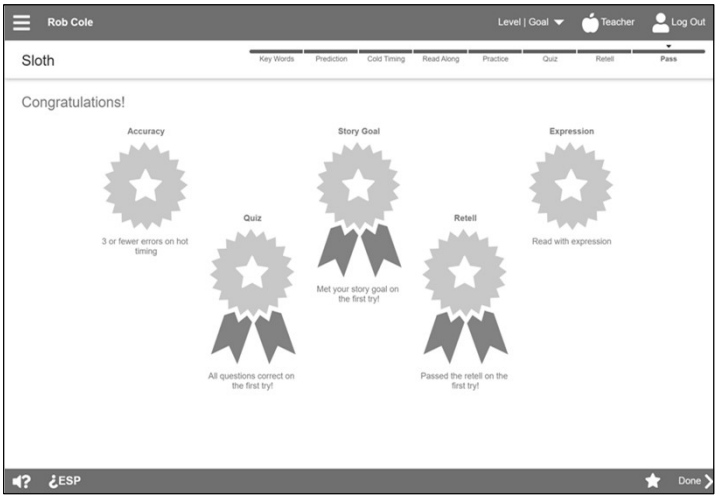

Checking Initial Placement

Data Mentor

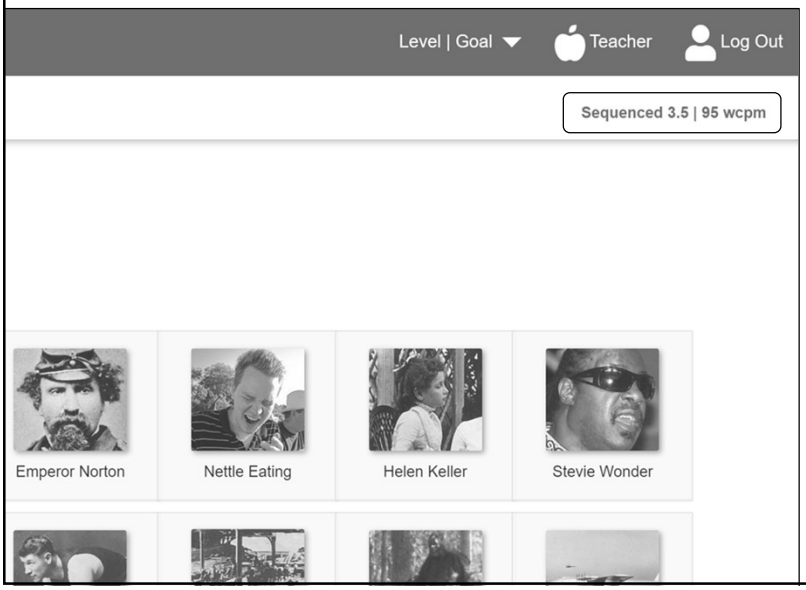

Copyright © 2024 Read Naturally, Inc.
Read Naturally Live Webinar

Checking Initial Placement

Compare Anna's Data to Level Criteria

Anna
7th Grade

Initial Placement Ranges

Initial Level	WCPM Score
1.0 to 3.0	30 to 60 wcpm
3.5 to 5.0	60 to 80 wcpm
5.6 to 7.0	80 to 100 wcpm
8.0	100 to 140 wcpm

Ask:

- Is the average cold-timing score in the range for the placement level?
- Is the average quiz score at least 60%?

Report date: 2024/10/09

Read Naturally Live

Students At-a-Glance

Report period: 2024/09/18 to 2024/10/09

Current Lead Teacher: J Murray

School: Springfield School

			Series/Level			Fluency					Comprehension		Phonics
Current Grade	Student	Current Homeroom	Series/Level	Date Level started	Stories passed	Cold timing (first 3/last 3)	Goal (first/last)	Hot timing (first 3/last 3)	Expression (first 3/last 3)	Practices (first 3/last 3)	Quiz % correct (first 3/last 3)	Words in Retell (first 3/last 3)	Seconds to read word list (first 3/last 3)
7	Aubid, Anna	Murray, J.	Seq/5.6	2024/09/18	3	90 / 90	120/120	132 / 132	2 / 2	6 / 6	89 / 89	28 / 28	/
4	Cole, Rob	Murray, J.	Seq/3.0	2024/09/18	3	70 / 70	95/95	100 / 100	2 / 2	4 / 4	89 / 89	18 / 18	/
3	Her, Lee	Murray, J.	Seq/2.5	2024/09/18	3	41 / 41	70/70	74 / 74	2 / 2	6 / 6	87 / 87	13 / 13	/
						/	/	/	/	/	/	/	/
						/	/	/	/	/	/	/	/
						/	/	/	/	/	/	/	/
						/	/	/	/	/	/	/	/
						/	/	/	/	/	/	/	/

* Teacher was not present for one or more of the cold timings used to calculate the first 3 or last 3 cold timing score.

Copyright © 2024 Read Naturally, Inc.
Read Naturally Live Webinar

Compare Anna's Data to Level Criteria

Initial Placement Ranges

Initial Level	WCPM Score
1.0 to 3.0	30 to 60 wcpm
3.5 to 5.0	60 to 80 wcpm
5.6 to 7.0	80 to 100 wcpm
8.0	100 to 140 wcpm

Seq/5.6	2024/09/18	3	90 / 90	120/120	132 / 132	2 / 2	6 / 6	89/89	/	/

Cold timing (first 3/last 3)

Ask:
- Is the average cold-timing score in the range for the placement level?

Checking Initial Placement

Compare Anna's Data to Level Criteria

Initial Placement Ranges

Initial Level	WCPM Score
1.0 to 3.0	30 to 60 wcpm
3.5 to 5.0	60 to 80 wcpm
5.6 to 7.0	80 to 100 wcpm
8.0	100 to 140 wcpm

Seq/5.6	2024/09/18	3	90 / 90	120/120	132 / 132	2 / 2	6 / 6	89/89	/	/

Quiz % correct (first 3/last 3)

Ask:
- Is the average quiz score at least 60%?

Copyright © 2024 Read Naturally, Inc.

Compare Anna's Data to Level Criteria

Initial Placement Ranges

Initial Level	WCPM Score
1.0 to 3.0	30 to 60 wcpm
3.5 to 5.0	60 to 80 wcpm
5.6 to 7.0	80 to 100 wcpm
8.0	100 to 140 wcpm

Seq/5.6	2024/09/18	3	90 / 90	120/120	132 / 132	2 / 2	6 / 6	89/89	/	/

Ask:

- Is the average cold-timing score in the range for the placement level?
- Is the average quiz score at least 60%?

Initial Story Goal Criteria

- Student's goal exceeds the average cold-timing score by approximately:
  - 30 in grades 4 and below.
  - 40 in grades 5 and above.
- Student's goal is equal to or slightly less than the average hot-timing score.
- Student's average number of practices is 3 to 10.

Copyright © 2024 Read Naturally, Inc.

Relationship of Scores to Story Goal

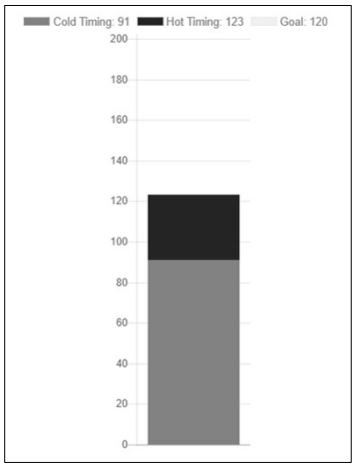

Hot-Timing Score
At or slightly greater than the goal

Story Goal

Cold-Timing Score
30 or 40 less than the goal

Compare Data to Story Goal Criteria

Ask:

- Does the goal exceed the average cold-timing score by approximately 40 wcpm?
- Is the goal equal to or slightly less than the average hot-timing score?
- Is the average number of practices 3 to 10?

Copyright © 2024 Read Naturally, Inc.
Read Naturally Live Webinar

Compare Data to Story Goal Criteria

Ask:

- Does the goal exceed the average cold-timing score by approximately 40 wcpm?

			Series/Level			Fluency					Comprehension	
Current Grade	Student	Current Homeroom	Series/Level	Date Level started	Stories passed	Cold timing (first 3/last 3)	Goal (first/last)	Hot timing (first 3/last 3)	Expression (first 3/last 3)	Practices (first 3/last 3)	Quiz % correct (first 3/last 3)	Words in Retell (first 3/last 3)
7	Aubid, Anna	Murray, J.	Seq/5.6	2024/09/18	3	90 / 90	120/120	132 / 132	2 / 2	6 / 6	89 / 89	28 / 28

Checking Initial Placement

Compare Data to Story Goal Criteria

Ask:

- Is the goal equal to or slightly less than the average hot-timing score?

			Series/Level			Fluency					Comprehension	
Current Grade	Student	Current Homeroom	Series/Level	Date Level started	Stories passed	Cold timing (first 3/last 3)	Goal (first/last)	Hot timing (first 3/last 3)	Expression (first 3/last 3)	Practices (first 3/last 3)	Quiz % correct (first 3/last 3)	Words in Retell (first 3/last 3)
7	Aubid, Anna	Murray, J.	Seq/5.6	2024/09/18	3	90 / 90	120/120	132 / 132	2 / 2	6 / 6	89 / 89	28 / 28

Compare Data to Story Goal Criteria

Ask:
- Is the average number of practices 3 to 10?

			Series/Level			Fluency					Comprehension	
Current Grade	Student	Current Homeroom	Series/Level	Date Level started	Stories passed	Cold timing (first 3/last 3)	Goal (first/last)	Hot timing (first 3/last 3)	Expression (first 3/last 3)	Practices (first 3/last 3)	Quiz % correct (first 3/last 3)	Words in Retell (first 3/last 3)
7	Aubid, Anna	Murray, J.	Seq/5.6	2024/09/18	3	90 / 90	120/120	132 / 132	2 / 2	6 / 6	89 / 89	28 / 28

Checking Initial Placement

Compare Data to Story Goal Criteria

Ask:
- Does the goal exceed the average cold-timing score by approximately 40 wcpm?
- Is the goal equal to or slightly less than the average hot-timing score?
- Is the average number of practices 3 to 10?

Copyright © 2024 Read Naturally, Inc.
Read Naturally Live Webinar

Data Mentor

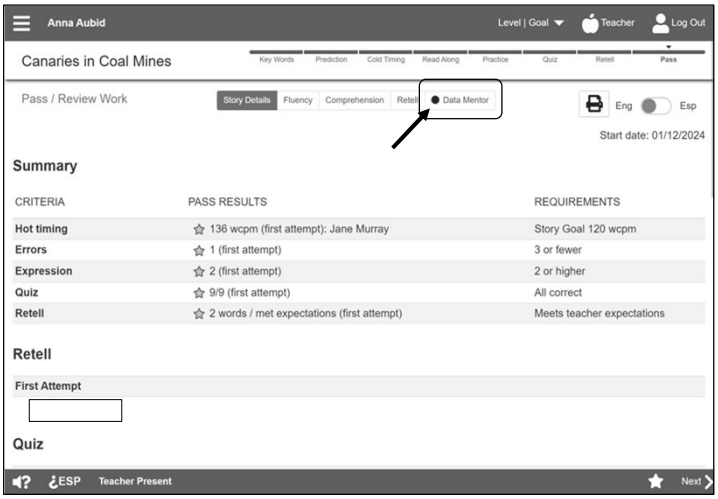

Data Mentor

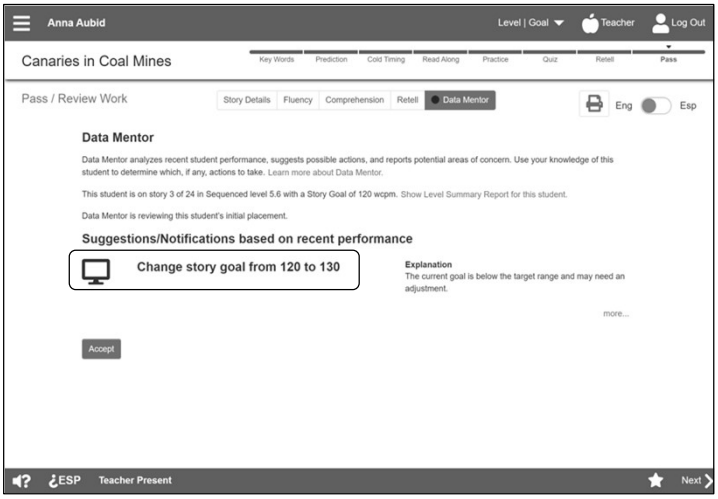

Copyright © 2024 Read Naturally, Inc.
Read Naturally Live Webinar

Data Mentor

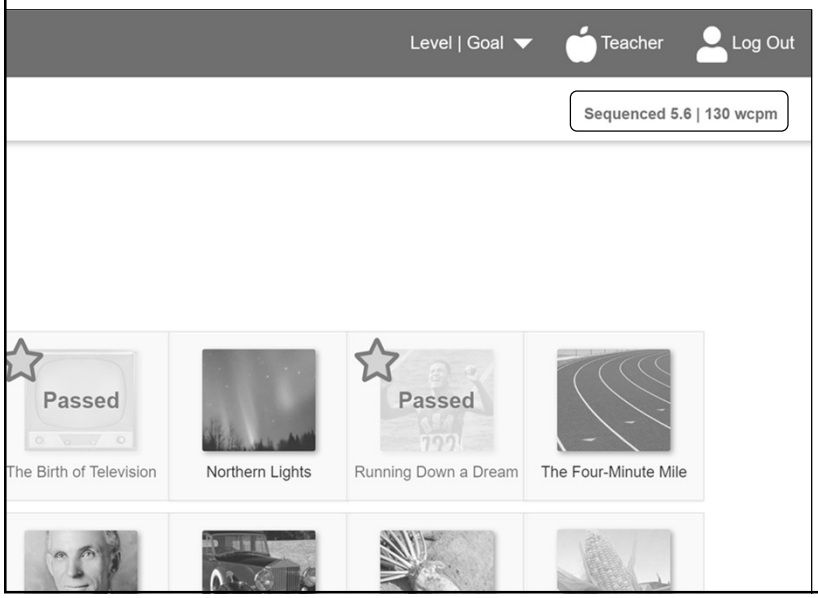

Compare Lee's Data to Level Criteria

Lee
3rd Grade

Initial Placement Ranges

Initial Level	WCPM Score
1.0 to 3.0	30 to 60 wcpm
3.5 to 5.0	60 to 80 wcpm
5.6 to 7.0	80 to 100 wcpm
8.0	100 to 140 wcpm

Ask:

- Is the average cold-timing score in the range for the placement level?
- Is the average quiz score at least 60%?

Copyright © 2024 Read Naturally, Inc.
Read Naturally Live Webinar

Report date: 2024/10/09

Read Naturally Live

Students At-a-Glance

Report period: 2024/09/18 to 2024/10/09

Current Lead Teacher: J Murray

School: Springfield School

			Series/Level			Fluency					Comprehension		Phonics
Current Grade	Student	Current Homeroom	Series/Level	Date Level started	Stories passed	Cold timing (first 3/last 3)	Goal (first/last)	Hot timing (first 3/last 3)	Expression (first 3/last 3)	Practices (first 3/last 3)	Quiz % correct (first 3/last 3)	Words in Retell (first 3/last 3)	Seconds to read word list (first 3/last 3)
7	Aubid, Anna	Murray, J.	Seq/5.6	2024/09/18	3	90 / 90	120/120	132 / 132	2 / 2	6 / 6	89 / 89	28 / 28	/
4	Cole, Rob	Murray, J.	Seq/3.0	2024/09/18	3	70 / 70	95/95	100 / 100	2 / 2	4 / 4	89 / 89	18 / 18	/
3	Her, Lee	Murray, J.	Seq/2.5	2024/09/18	3	41 / 41	70/70	74 / 74	2 / 2	6 / 6	87 / 87	13 / 13	/
						/	/	/	/	/	/	/	/
						/	/	/	/	/	/	/	/
						/	/	/	/	/	/	/	/
						/	/	/	/	/	/	/	/
						/	/	/	/	/	/	/	/

* Teacher was not present for one or more of the cold timings used to calculate the first 3 or last 3 cold timing score.

Checking Initial Placement

Compare Lee's Data to Level Criteria

Initial Placement Ranges

Initial Level	WCPM Score
1.0 to 3.0	30 to 60 wcpm
3.5 to 5.0	60 to 80 wcpm
5.6 to 7.0	80 to 100 wcpm
8.0	100 to 140 wcpm

			Series/Level			Fluency					Comprehension	
Current Grade	Student	Current Homeroom	Series/Level	Date Level started	Stories passed	Cold timing (first 3/last 3)	Goal (first/last)	Hot timing (first 3/last 3)	Expression (first 3/last 3)	Practices (first 3/last 3)	Quiz % correct (first 3/last 3)	Words in Retell (first 3/last 3)
3	Her, Lee	Murray, J.	Seq/2.5	2024/09/18	3	41 / 41	70/70	74 / 74	2 / 2	6 / 6	87 / 87	13 / 13

- Is the average cold-timing score in the range for the placement level?

Compare Lee's Data to Level Criteria

Initial Placement Ranges

Initial Level	WCPM Score
1.0 to 3.0	30 to 60 wcpm
3.5 to 5.0	60 to 80 wcpm
5.6 to 7.0	80 to 100 wcpm
8.0	100 to 140 wcpm

			Series/Level			Fluency					Comprehension	
Current Grade	Student	Current Homeroom	Series/Level	Date Level started	Stories passed	Cold timing (first 3/last 3)	Goal (first/last)	Hot timing (first 3/last 3)	Expression (first 3/last 3)	Practices (first 3/last 3)	Quiz % correct (first 3/last 3)	Words in Retell (first 3/last 3)
3	Her, Lee	Murray, J.	Seq/2.5	2024/09/18	3	41 / 41	70/70	74 / 74	2 / 2	6 / 6	87 / 87	13 / 13

- Is the average quiz score at least 60%?

Checking Initial Placement

Compare Lee's Data to Level Criteria

Initial Placement Ranges

Initial Level	WCPM Score
1.0 to 3.0	30 to 60 wcpm
3.5 to 5.0	60 to 80 wcpm
5.6 to 7.0	80 to 100 wcpm
8.0	100 to 140 wcpm

Ask:

- Is the average cold-timing score in the range for the placement level?
- Is the average quiz score at least 60%?

Copyright © 2024 Read Naturally, Inc.
Read Naturally Live Webinar

Compare Lee's Data to Story Goal Criteria

Ask:

- Does the goal exceed the average cold-timing score by approximately 30 wcpm?
- Is the goal equal to or slightly less than the average hot-timing score?
- Is the average number of practices 3 to 10?

Compare Lee's Data to Story Goal Criteria

Ask:

- Does the goal exceed the average cold-timing score by approximately 30 wcpm?

			Series/Level			Fluency					Comprehension	
Current Grade	Student	Current Homeroom	Series/Level	Date Level started	Stories passed	Cold timing (first 3/last 3)	Goal (first/last)	Hot timing (first 3/last 3)	Expression (first 3/last 3)	Practices (first 3/last 3)	Quiz % correct (first 3/last 3)	Words in Retell (first 3/last 3)
3	Her, Lee	Murray, J.	Seq/2.5	2024/09/18	3	41 / 41	70/70	74 / 74	2 / 2	6 / 6	87 / 87	13 / 13

Copyright © 2024 Read Naturally, Inc.
Read Naturally Live Webinar

Compare Lee's Data to Story Goal Criteria

Ask:
- Is the goal equal to or slightly less than the average hot-timing score?

			Series/Level			Fluency					Comprehension	
Current Grade	Student	Current Homeroom	Series/Level	Date Level started	Stories passed	Cold timing (first 3/last 3)	Goal (first/last)	Hot timing (first 3/last 3)	Expression (first 3/last 3)	Practices (first 3/last 3)	Quiz % correct (first 3/last 3)	Words in Retell (first 3/last 3)
3	Her, Lee	Murray, J.	Seq/2.5	2024/09/18	3	41 / 41	70/70	74 / 74	2 / 2	6 / 6	87 / 87	13 / 13

Checking Initial Placement

Compare Lee's Data to Story Goal Criteria

Ask:
- Is the average number of practices 3 to 10?

			Series/Level			Fluency					Comprehension	
Current Grade	Student	Current Homeroom	Series/Level	Date Level started	Stories passed	Cold timing (first 3/last 3)	Goal (first/last)	Hot timing (first 3/last 3)	Expression (first 3/last 3)	Practices (first 3/last 3)	Quiz % correct (first 3/last 3)	Words in Retell (first 3/last 3)
3	Her, Lee	Murray, J.	Seq/2.5	2024/09/18	3	41 / 41	70/70	74 / 74	2 / 2	6 / 6	87 / 87	13 / 13

Copyright © 2024 Read Naturally, Inc.
Read Naturally Live Webinar

Compare Lee's Data to Story Goal Criteria

Ask:

- Does the goal exceed the average cold-timing score by approximately 30 wcpm?
- Is the goal equal to or slightly less than the average hot-timing score?
- Is the average number of practices 3 to 10?

Data Mentor

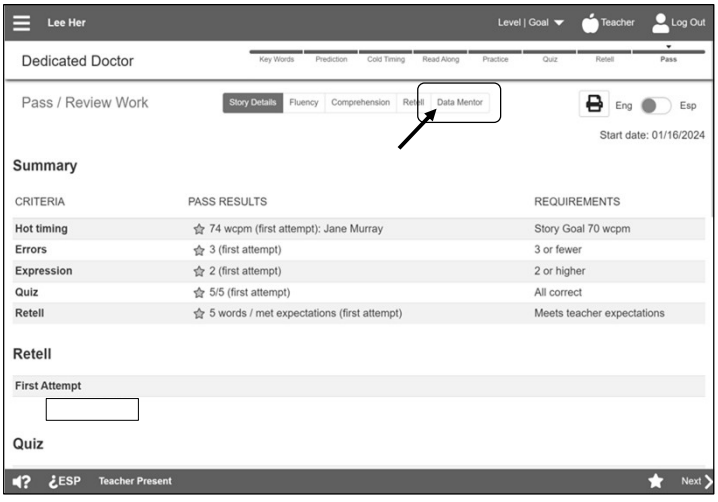

Copyright © 2024 Read Naturally, Inc.
Read Naturally Live Webinar

Checking Initial Placement

Data Mentor

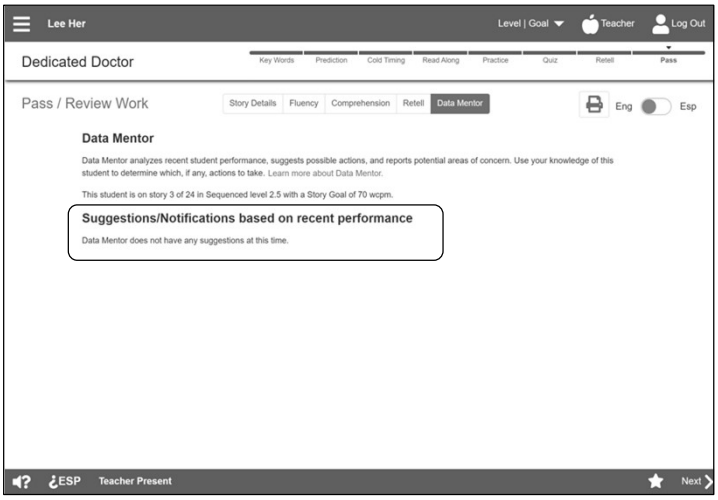

Checking Initial Placement

Data Mentor

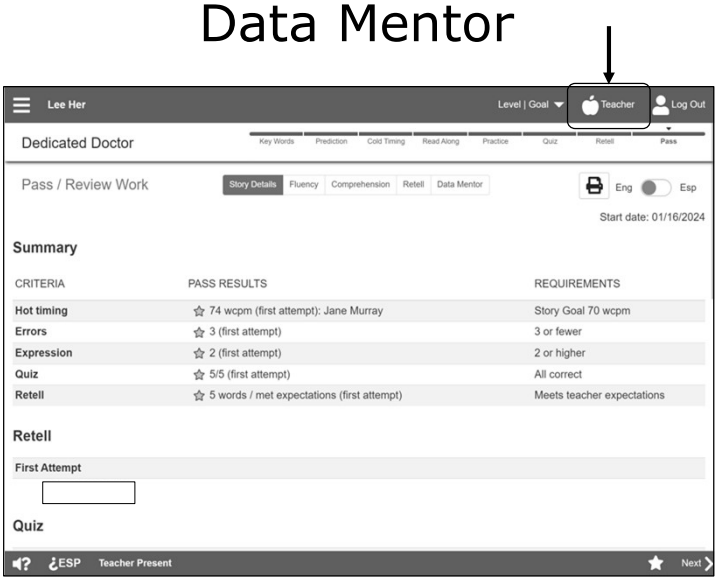

Copyright © 2024 Read Naturally, Inc.
Read Naturally Live Webinar

Data Mentor

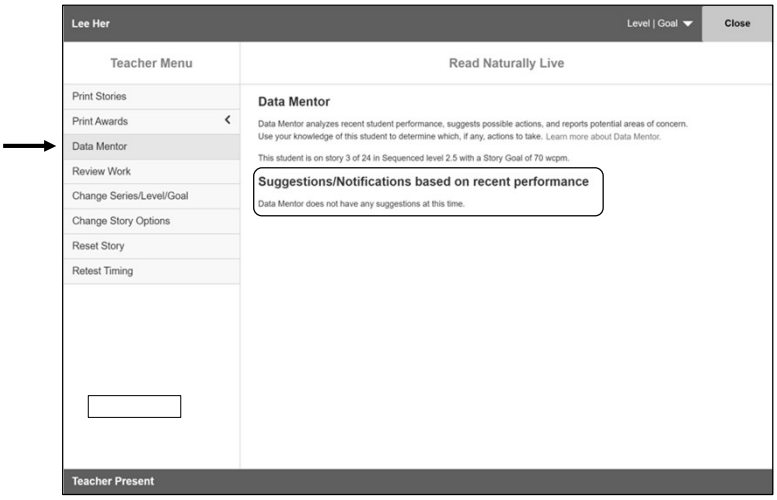

Teacher Responsibilities

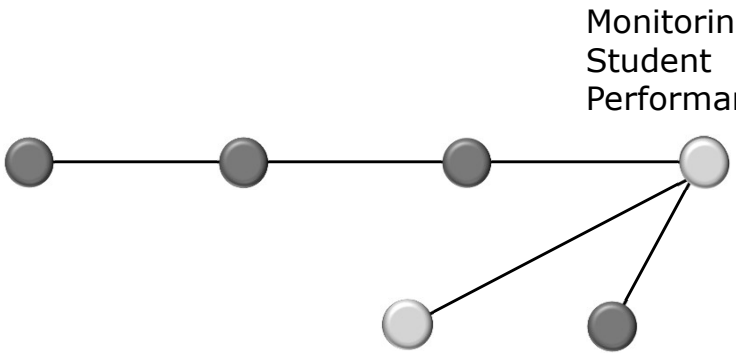

phone: 800.788.4085
email: info@readnaturally.com
website: readnaturally.com
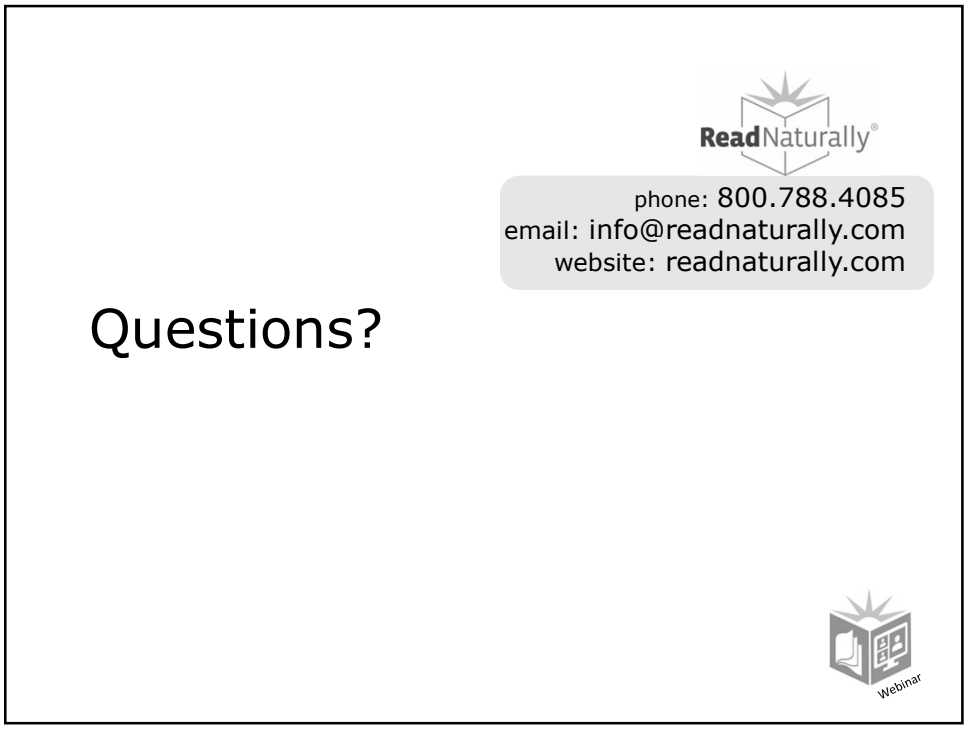
Questions?