

## Read Naturally's School-to-Home Connection

We will begin our webinar shortly. Please stand by.



## Ben Weisner

- Sr. Relationship Manager for Read Live
- [ben@readnaturally.com](mailto:ben@readnaturally.com)
- 651-286-8722



## We Are Here to Help!

- Email
  - [customerservice@readnaturally.com](mailto:customerservice@readnaturally.com)
- Phone
  - 800-788-4085 / 651-452-4085



## Agenda

- The School-to-Home Connection
- Using Read Live at Home
- Parents as Assistants
- Adjusting Story Options
- Using Read Live at Home
- Conducting Pass Activities
- Monitoring Student Progress
- Communicating With Parents
- Summer Slide
- Read Naturally Programs for Home Use



## School-to-Home Connection

### **More important than ever— to meet distance-learning requirements:**

- Parents are valuable partners as they support students working in Read Live at home.
- Teachers need to clearly communicate the role of the parent as an assistant.
- Teachers need to provide information and links to resources so parents understand what to do.



## Resources

- [Three Ways to Improve Parent-Teacher Communication](#) (ASCD Express)
- [8 Ways Teachers and Schools Can Communicate With Parents in 2020](#)
- [12 Tips for Teachers Communicating With Parents Via Email](#) (with poster)



## Getting Started With Read Live



## Don't Have Read Live Yet?

- Sign up for a free trial, no limit on student licenses
- Review resources and training online
- Schedule a webinar
- Set up account, add students
- Place students (option: set story options)
- Train students and communicate with parents



## Resources

- More info
  - [Sign up for a trial](#)
  - [Get students started](#)
  - [Read Live Help resources and training](#)
  - [Read Live login page](#)



## Using Read Live at Home



## Communicate With Parents

- Introduce
  - Welcome letter ([ENG](#) | [SPA](#))
  - [Summer letter](#)
- Train
  - Steps poster ([ENG](#) | [SPA](#))
  - [Student's Guide to Read Naturally Live](#)
  - [Conducting a One-Minute Timing](#)
- [Read Live system requirements](#)



The image displays two side-by-side instructional posters for the Read Naturally Live program. The left poster, titled 'Read Naturally Live Steps', lists nine steps in English: 1. Select a Story, 2. Key Words, 3. Prediction, 4. Cold Timing, 5. Read Along, 6. Practice, 7. Quiz, 8. Retell/Word List, and 9. Pass. The right poster, titled 'Pasos de Read Naturally Live', provides the same steps in Spanish: 1. Seleccione una historia, 2. Palabras claves, 3. Predicción, 4. Cronometraje frío, 5. Leer juntos, 6. Práctica, 7. Prueba, 8. Volver a contar/lista de palabras, and 9. Aprobar. Both posters include small icons and brief descriptions for each step.



## Tips to Help Parents

- Train w/ [Student's Guide to Read Naturally Live](#).
- Train parents over Zoom or Google Meet, sharing screen, demonstrating Pass activities.
- Record student during Pass activities to show parents how to perform.
- Provide PDF of stories for parents to review and for student to use for comprehension support.
- Adjust story options to allow students to perform cold timing independently.
- Emphasize parent can assist student when help is requested but student should be working mostly independently.



## How Do Students Log In?

- Need appropriate device and internet
- Go to: [readlive.readnaturally.com](http://readlive.readnaturally.com) or use iPad app
- Enter student credentials
  - Account ID (000#####)
  - User ID
  - Password
- Make sure to log out when done; sessions are saved



## Tips to Motivate Students

- Create a monthly chart for the refrigerator. Have student color in a block for each story completed per week.
- Challenge student to see how often they can get 100% on the quiz questions on the first attempt.
- Create a goal of **xx** number of stories completed each week, and provide rewards.
- "[Motivation That Sticks!](#)"
- [Over 100 articles that mention "motivation"](#) on our web site.



## Parents as Assistants



## Read Live Assistant Role

- Do not give parents your password
- Account admin or school coordinator can create a Read Live Assistant
- Assistants can conduct timings and choose remedial actions, but can't view or modify student data
- Create ONE Assistant account or MANY
- Provide training resources, discuss expectations



## What Can Assistants Do?

- From within the Student module:
  - Conduct cold timings and pass activities
  - Review student work
  - Reset story
  - Print stories
  - Print awards



Read Live Assistants
Margaret Rog

**Thank you!**

Reading is a critical skill that can significantly impact students both inside and outside the classroom. By assisting with the Read Naturally Live program, you can help make a difference in the lives of the students with whom you work.

Read Naturally Live is a research-based program that enables students to become fluent readers. Students complete most of the Read Naturally Live steps independently, but you will help students with the steps that require an adult.

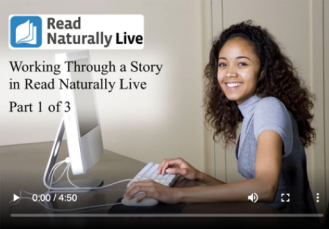
The resources below will help explain how to assist students working in Read Naturally Live.

**Resources**

- [The Steps of Read Naturally Live](#)
- [Conducting a One-Minute Timing](#)
- [Determining if a Student has Passed](#)
- [Responding if a Student Does Not Pass](#)
- [Read Live User Guide](#)

▶ **Working Through a Story – part 1**

This video explains the first few steps students follow when starting a story.



- Pay special attention to the Cold Timing step. When the header turns red, a teacher or assistant needs to log in and listen to the student read aloud for one minute.
- During the timing, help the student identify missed words, but don't stop to discuss the errors until after the timing, since discussion during the timing would lower the student's score.

▶ **Working Through a Story – part 2**

▶ **Working Through a Story – part 3**

▶ **Working Through Phonics Stories**

▶ **Options for Students Who Do Not Pass a Story**



## Resources

- More info
  - [Q&A: Read Live Roles](#)
  - [Using Read Live During School Closures](#)
  - [Using Read Live at Home](#)



## Screen Sharing and Remote Control



## Sharing and Controlling Screens

- If parents are unable to act as Assistants, you can use apps to share or control screens on student devices
  - Useful for placement, conducting cold timings and pass activities, student support
- Requires planning, setup, and training
- Many free or low-cost apps
  - Zoom, Google Meet, MS Teams



## Resources

- More info
  - [Screen Sharing and Remote Access Tools](#)
  - [Completing Pass Activities](#)
  - [Webinar recording: Using Read Live in a Distance Learning Model](#)



## Adjusting Story Options



## Adjust Story Options


- Allow student to perform cold timing without requiring teacher or parent to be present
- Access from Staff or Student modules
- Make other adjustments as necessary. For example:
  - Adjust time or remove requirements for prediction and/or retell
  - Add Spanish read along for some students



Change Story Options for Tom Wilson  
Sequenced 3.0 / 75 words correct per minute

<input checked="" type="checkbox"/> Key Words	<input checked="" type="checkbox"/> Read Along Required read alongs 3	<input checked="" type="checkbox"/> Quiz
<input checked="" type="checkbox"/> Prediction Time limit (minutes) 2	Speed Auto	<input checked="" type="checkbox"/> Retell (Sequenced & Idioms only) Time limit (minutes) 5
<input checked="" type="checkbox"/> Cold Timing Teacher required	<input type="checkbox"/> Spanish Read Along	<input checked="" type="checkbox"/> Word List (Phonics only) Duration 1 minute
	Practice Duration 1 minute Required practices 3	

Save & Close Cancel Restore All Defaults



## Resources

- Videos
  - [Read Naturally Live: Setting story options](#)
- More info
  - [Story Options: Customizing the Program for Students](#)



## Conducting Pass Activities



## What Are Pass Activities?

- Perform hot timing
  - Start timing
  - Count missed words
  - Assess expression
- Review open-ended quiz questions
- Review retell
- Word list timing (Phonics series only)
- Review work with student
- Conduct remedial actions



## Options for Pass Activities

- Parent as Assistant can perform Pass
- Teacher can use remote control to conduct Pass (student must share screen and grant access)
- If remote control is not possible (e.g, student using iPad), log in to student account and share your screen
- [See our Knowledgebase for details](#)



## Resources

- Videos
  - [Read Naturally Live: Working through a story](#)
  - [Read Naturally Live: Options for students who do not pass](#)
- More info
  - [Conducting a one-minute timing](#)
  - [Completing the pass step](#)
  - [Options for students who don't pass](#)



## Progress Monitoring





## Monitoring Student Performance

Create ongoing challenge to maximize achievement:

- The student should be challenged, but not frustrated, by the level of text difficulty.
- The student should be able to reach the goal—not easily, but with effort.



## Monitoring Student Performance

Use student data to:

- Check the student's initial placement after three stories.
- Keep the student challenged over time.



## Monitoring Student Performance

Read Naturally can review your reports, perform an analysis of your data, and provide recommendations.

Please contact:

[Claire Hayes](#)

[clairehayes@readnaturally.com](mailto:clairehayes@readnaturally.com)



## Resources

- Videos
  - [Read Naturally Live: Monitoring student performance](#)
- More info
  - [When Should You Change a Student's Goal or Level?](#)
  - [Checking Initial Placement Instructions](#)
  - [Adjusting Levels and Goals](#)



## Communicating with Parents



## School-to-Home Communication Tools

- Email or print and mail
  - Welcome letter ([ENG](#) / [SP](#))
  - Progress letter (Staff)
  - Certificates and awards (Staff)
  - Copy of story (Staff or Student)
  - Story details report (Staff or Student)
- Use Zoom or Google Meet to demo Read Live or share reports
- Record student session, share with parents



## Other Print Resources

- You can share PDFs via Google Classroom, Zoom, or email to parents. If there's no internet at home, mail packets with stories and glossaries
  - Print stories; includes quiz and word list
  - Placement passages
  - [Crossword puzzles](#)
  - [Glossary](#)
- Visit [Read Live Help](#) page



## Add Contacts for Easier Communication

Students > Student Details Joe Teacher

Student Details for Melissa Powell

\*Required

<p>Student Information</p> <p>*First Name Melissa</p> <p>*Last Name Powell</p> <p>Status Active</p> <p>Student ID 1234</p> <p>*Grade 4</p> <p>*School Peter Hobart Elementary</p> <p>Homeroom Unassigned</p>	<p>Student Login Info</p> <p>*Student User ID mpowell</p> <p>*Password *****</p> <p>*Verify Password *****</p> <p>License</p> <p>License this student? Yes</p> <p>Lead Teacher Teacher, Joe</p>	<p>Contact 1</p> <p>Relationship Mother</p> <p>First Name Janet</p> <p>Last Name Powell</p> <p>Email jpowell@readnaturally.com</p> <p>Contact 2</p> <p>Relationship Teacher</p> <p>First Name Janet</p> <p>Last Name Powell</p> <p>Email jpowell@readnaturally.com</p>
--	---	--

Entering contact information enables the student's lead teacher to send progress letters and awards to the contact.

If two contacts are entered, messages will be sent to both.

LAST NAME



## Resources

- More info
  - [Communicating With Parents/Guardians](#)
  - [How To: Communicating with parents and guardians](#)
  - [Partnering With Parents for Reading Success](#)



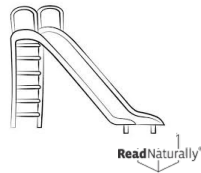
## Summer Slide



## What is Summer Slide?

### According to a Brookings Institute report:

- Learning and achievement are perishable—students decline over the summer by one month of school-year learning.
- Summer slide contributes to a greater achievement gap.
- Research shows a link between socioeconomic status and the amount of loss of reading skills over the summer.
- Studies show older students lose more achievement over the summer than younger students.



## Faucet Theory

### Resource faucet during school year:

- Good teachers
- Strategic instruction
- Effective programs/curriculum

### Keep the faucet running in summer:

- Get students to the library.
- Keep the communication going.
- Assign work over the summer.
- Recommend a home version of a program that is successful at school.



## Resources

- [What Summer Slide Actually Means—and 5 Ways to Fight It](#) (EdSurge)
- [9 Tips for Preventing the Summer Slide](#) (Education Week)
- [7 Tips to Help Parents Make Summer Reading Fun](#) (HOMEROOM, Official Blog of the U.S. Department of Education)



## Using Read Live Over Summer



## Considerations/Caveats

- Students may “use up” curriculum.
- Students will have the same goal all summer unless you intervene.
- Most parents are not trained educators and may not respond in ways that maximize student progress.
- Parents may be biased and scores may not be accurate.



## Actions/Mitigations

- Discuss plan of student work over summer with student's teacher for coming year.
- Monitor student performance by checking reports periodically. You may need to change goals, levels, options.
- Train parents, communicate expectations, and stay in contact over summer.



## Resources

- More info
  - [Communicating With Parents/Guardians](#)
  - [How To: Communicating with parents and guardians](#)
  - [Partnering With Parents for Reading Success](#)



## Read Naturally Programs for Home Use



## One Minute Reader®

- Simplified version of Read Naturally for home use
- A supplement for extra out-of-school practice
- iPad app or books/CDs



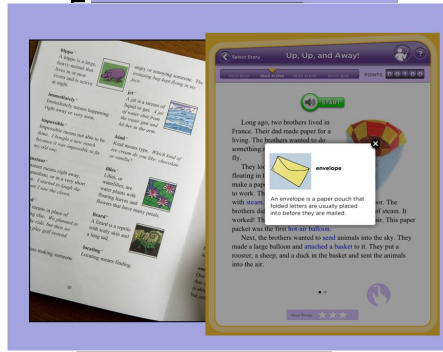
## One Minute Reader

- Same Read Naturally strategy can be used outside of school with OMR
- Students can work independently
- Works on fluency, comprehension, and vocabulary in a simple, fun format
- Important to continue learning to make reading progress instead of suffering the summer slide (NO time to waste for students below the 50<sup>th</sup> percentile)



## Book and App Features

- Steps to follow
- Five nonfiction stories
- Quick Quiz
- Joke Jumble
- Bonus facts
- Graph
- Crossword
- Glossary



## School-to-Home Program

- School purchases starter kits and record sheets
- Students check out materials from school
- Students return materials for reuse



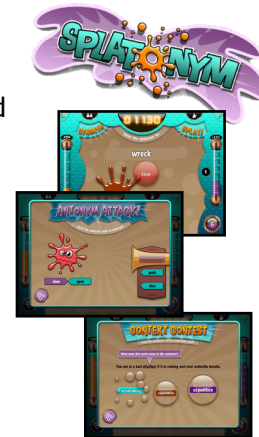
## One Minute Reader

- **One Minute Reader iPad App**  
– [Learn more](#)
- **One Minute Reader Books w/ CDs**  
– [Learn more](#)
- **One Minute Reader [website](#)**



## Splat-O-Nym

- An engaging vocabulary app for the iPad using game-based technology
- A fun way to learn and review synonyms, antonyms, and meanings from context
- Uses technology to cultivate word consciousness: awareness of and interest in vocabulary



## Splat-O-Nym

**LIMITED-TIME OFFER: Full version of Splat-O-Nym is FREE to 4/30/20**

- **Splat-O-Nym—\$4.99**

- Includes all 24 levels.

- [Learn more about the Splat-O-Nym App](#)

- **Splat-O-Nym Lite—Free**

- Includes levels 1 through 4.

- [Learn more about the Splat-O-Nym Lite App](#)



Questions?

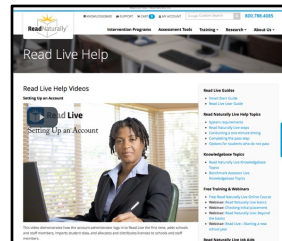


**Read Live**

## Free Resources

[Read Live Help page:](#)

- Read Live Help Videos
- Read Live Guides
- Read Live Help Topics
- Knowledgebase Topics
- Free Training & Webinars
- Training for Students
- Read Naturally Live Job Aids



**Read Live**

800-788-4085

[www.readnaturally.com](http://www.readnaturally.com)

