


Read Live

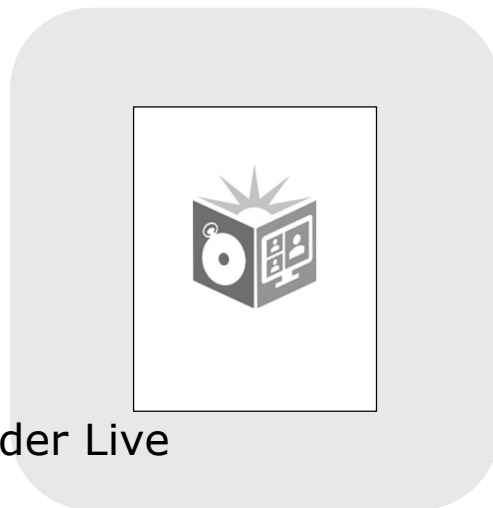
One Minute Reader Live Basics



Materials Check

One Minute Reader Live

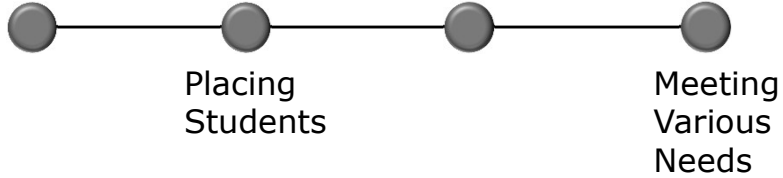
OMRL Module
Seminar Handout



One Minute Reader Live Basics

Why It Works

How It Works











 **Read Naturally[®] Live**

 **Word Warm-ups[®] Live**





 **One Minute Reader[®] Live**

 **Read Live Programs**

 **Read Naturally[®] Live—Español**

  <p><i>Focus: Fluency & Phonics</i> <i>Additional Support: Vocabulary, Spelling, and Comprehension</i></p>	  <p><i>Focus: Phonics</i> <i>Additional Support: Fluency, Spelling, and Phonemic Awareness</i></p>
  <p><i>Focus: Fluency</i> <i>Additional Support: Vocabulary and Comprehension</i></p>	  <p><i>Focus: Fluency</i> <i>Additional Support: Vocabulary and Comprehension</i></p>

Read Live Programs

	 Read Naturally Live	 Word Warm-ups Live	 One Minute Reader Live	 Read Naturally Live-Español
Purpose	Fluency intervention that supports vocabulary, comprehension, and phonics (Phonics series)	<ul style="list-style-type: none"> Phonics intervention Can be paired with Read Naturally Live for Fluency 	<ul style="list-style-type: none"> Structured, independent reading practice—any student Extra practice for a student already working in RNL and/or WWL 	<ul style="list-style-type: none"> Builds native-Spanish speaker's fluency in reading Spanish Supports any student's Spanish reading development
Fluency, Vocabulary, Comprehension	<ul style="list-style-type: none"> Sequenced 1.0 - 8.0 Idioms 3.0 - 4.5 	One story exercise in each section	Levels E - 5 (early first through mid-fifth grade)	Sequenced 1.0 – 5.6
Phonics Series/Phonics Emphasis	Phonics 0.8 - 2.7 Instruction in context of non-fiction stories	<ul style="list-style-type: none"> Level 1: One-Syllable Level 2: Two-Syllable Level 3: Multi-Syllabic 	No	No
English Language Learners	<ul style="list-style-type: none"> English content English or Spanish directions Spanish read along option 	English content	English content	<ul style="list-style-type: none"> Spanish content Spanish or English directions English read along option
Teacher Required	<ul style="list-style-type: none"> Cold-timing step (optional) Pass step 	Pass step	Students work independently	<ul style="list-style-type: none"> Cold-timing step (optional) Pass step

Program Comparison

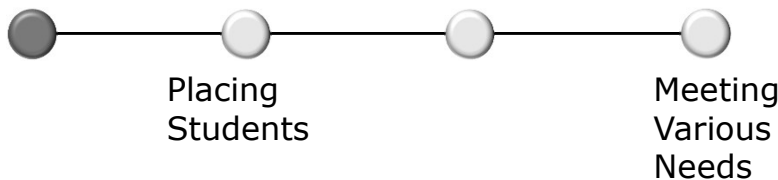


Use/ appropriate for	Any student needing reading intervention (Special Ed, Title 1, Tier 2 or 3 intervention)	<ul style="list-style-type: none"> Any student who would benefit from structured, independent reading Additional practice for a student also working in Read Naturally Live
Content	<ul style="list-style-type: none"> Reading levels 1-8 (29 levels) Series include Sequenced, Phonics, Idioms, and Español 	<ul style="list-style-type: none"> Reading levels E-5 (6 levels) Stories grouped by theme/topic
Teacher Involvement	Students work mostly independently—teacher involvement for some steps	Students work without direct teacher involvement
Reports	Reports for monitoring progress (fluency, comprehension, phonics)	Reports for monitoring progress (fluency, comprehension)

One Minute Reader Live Basics

Why It Works

How It Works



Research-based Program

- Structured, independent reading practice for developing readers of all ages, and without direct teacher involvement
- Highly-effective instruction using the Read Naturally Strategy
- Improvement in fluency, vocabulary, and comprehension



Read Naturally Strategy

Teacher Modeling

Repeated Reading

Progress Monitoring

Student	Story	Score	Fluency	Comprehension	Mean	SD	Min	Max
Eve Smith	A Helpful Killer	100%	100%	100%	100%	0	100%	100%
Eve Smith	The Assassin Bug	100%	100%	100%	100%	0	100%	100%
Eve Smith	The Assassin Bug	100%	100%	100%	100%	0	100%	100%
Eve Smith	The Assassin Bug	100%	100%	100%	100%	0	100%	100%
Eve Smith	The Assassin Bug	100%	100%	100%	100%	0	100%	100%

Timing Scores

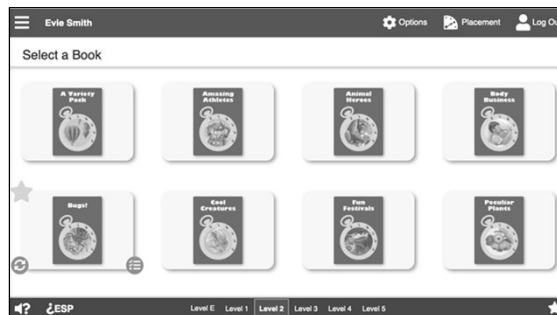
Student	Score	Fluency	Comprehension	Mean	SD	Min	Max
Eve Smith	100%	100%	100%	100%	0	100%	100%
Eve Smith	100%	100%	100%	100%	0	100%	100%
Eve Smith	100%	100%	100%	100%	0	100%	100%
Eve Smith	100%	100%	100%	100%	0	100%	100%
Eve Smith	100%	100%	100%	100%	0	100%	100%

One Minute Reader Live Levels

E	Early first-grade reading level	Stories consist of a few short, simple sentences with several words repeated.
1	Middle first-grade reading level	Stories consist of a few short, simple sentences with very few difficult words.
2	Middle second-grade reading level	Stories consist of simple sentences with a few difficult words.
3	Middle third-grade reading level	Stories consist of longer sentences with several difficult words.
4	Middle fourth-grade reading level	Stories consist of some complex sentences with more difficult words.
5	Middle fifth-grade reading level	Stories consist of complex text with more advanced concepts.

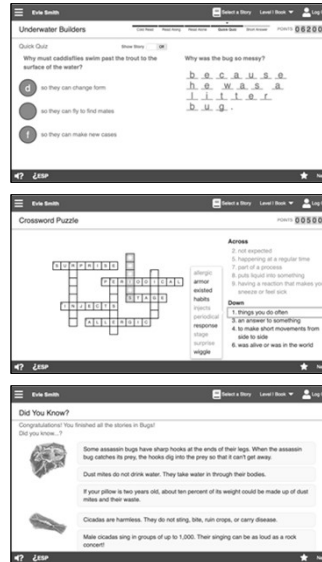
One Minute Reader Live Content

- Eight books per level
- Five non-fiction stories per book
- Interactive vocabulary
- Quick Quiz
- Short Answer



Engaging Activities

- Quick Quiz/Joke Jumble
- Crossword Puzzles
- Did You Know?
- Fun activities and gamified experience



One Minute Reader Live Benefits

- Readers of all ages who would benefit from structured, independent reading
 - Motivating, informational text for reluctant readers
 - Challenging reading material for young, advanced readers
- Students also working in Read Naturally Live—extra reading practice at home or at school

More Independent Program

- Placement is not required
- Students work more independently than other programs
- Program suggests content to a student but does not restrict the stories in which a student can work



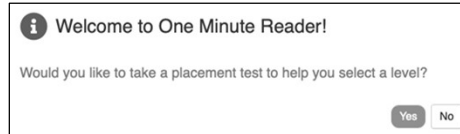
One Minute Reader Live Basics

Why It Works

How It Works



Placement Options



Take Placement Test

- Student led Teacher led
- Select a level
 - 1-minute timing
 - Is it a good fit?

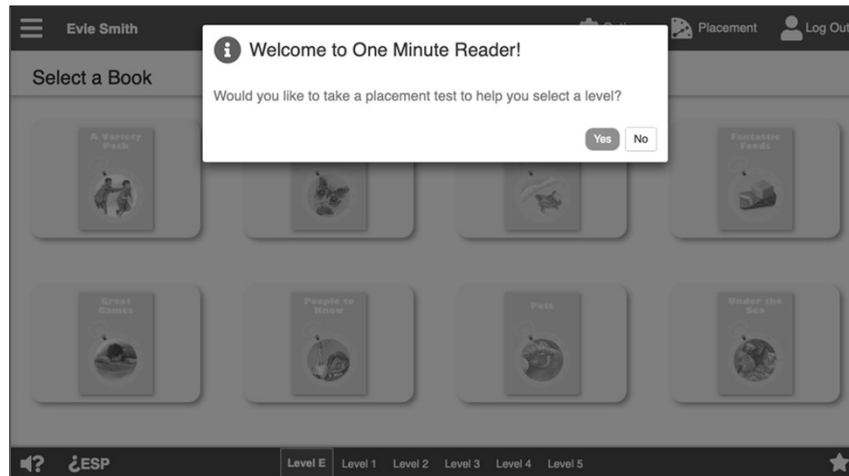
Skip Placement Test

- Select any level, book, and story (Default—Level E)
- Move freely between levels, books, and stories

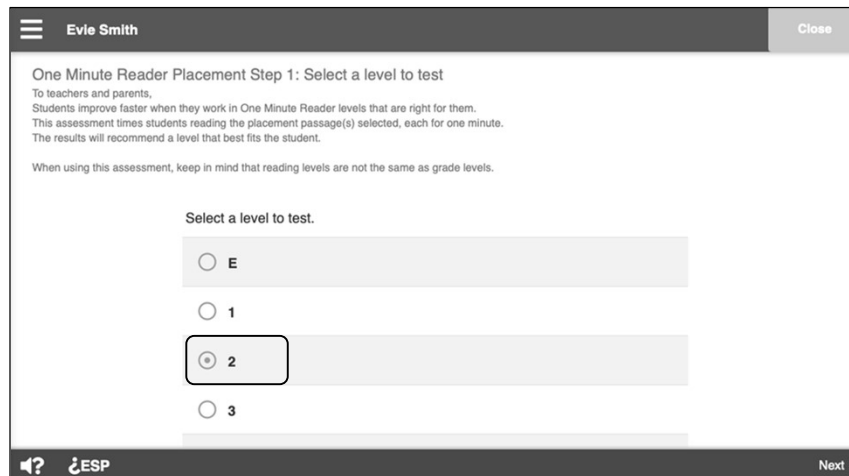
Demonstration: Placement



Placement Invitation



Select a Level



Start Timing

The screenshot shows a digital reading interface for a placement test. At the top, it says 'Evie Smith' and 'Close'. The title is 'Quicksand'. Below the title, it says 'Placement Step 2: Timing' and 'Start Timing' (highlighted with a red box). To the right, there is a 'Reading Guide ON' toggle. The main text area contains three paragraphs: 'Imagine walking on the beach. Suddenly, the sand under your feet starts to move! You've stepped in a pool of quicksand! What should you do? Will you sink, like people do in the movies?', 'You might start to sink, but don't worry. If you relax, quicksand is not very dangerous. Spread out your arms and legs. Stay mostly still. You will slowly float to the top of the quicksand. Then you can crawl out.', and 'Quicksand is just sand mixed with a lot of water.' To the right of the text is an image of a bucket and shovel on a beach. At the bottom, there is a 'Page 1' indicator and a 'Next' button.

Placement Timing Score

This screenshot is identical to the one above, but with a 'Timing Results (WPM): 34' box added to the right side of the text area. The 'Start Timing' button is now greyed out, indicating that the timing has been completed.

Does It Seem Like a Good Fit?

The screenshot shows a software interface for a teacher named Evie Smith. The title is "Placement Step 3: Recommendation". Below the title, there is a note: "One Minute Reader Live does not limit students to the levels its placement process recommended. Tell each student in which level s/he should work." A table titled "Student's Results" contains the following data:

Placement Testing Level	Student Score	Placement Range
2	34	30 - 60

Below the table, a rounded box contains the text: "Recommendation Message: This level seems like a good fit." The interface also includes a "Close" button in the top right, a "Next" button in the bottom right, and a "ESP" logo in the bottom left.

Takeaway

Teacher Led Placement Directions

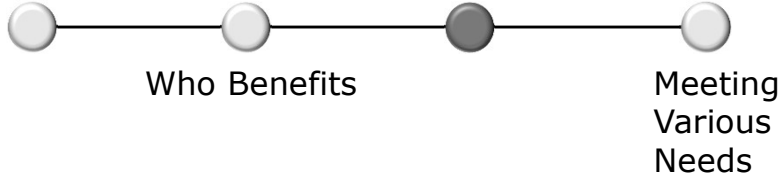
- Select a level.
- Conduct a 1-minute timing.
- Decide if the recommended level is a good fit.



One Minute Reader Live Basics

Why It Works

How It Works



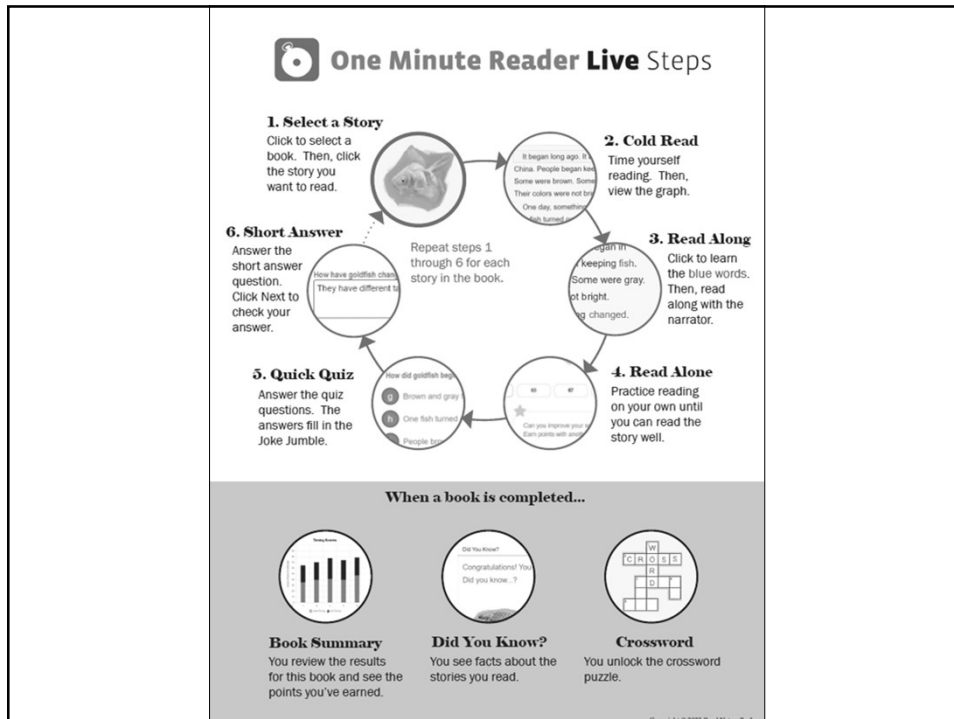
How It Works

One Minute Reader Live Levels

E	Early first-grade reading level	Stories consist of a few short, simple sentences with several words repeated.
1	Middle first-grade reading level	Stories consist of a few short, simple sentences with very few difficult words.
2	Middle second-grade reading level	Stories consist of simple sentences with a few difficult words.
3	Middle third-grade reading level	Stories consist of longer sentences with several difficult words.
4	Middle fourth-grade reading level	Stories consist of some complex sentences with more difficult words.
5	Middle fifth-grade reading level	Stories consist of complex text with more advanced concepts.

One Minute Reader Live Steps

1. Select a Story
2. Cold Read
3. Read Along
4. Read Alone
5. Quick Quiz
6. Short Answer

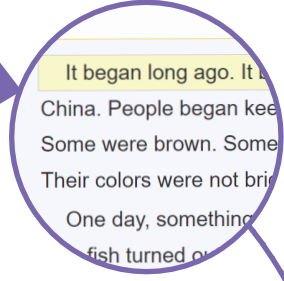




One Minute Reader Live Steps

1. Select a Story

Click to select a book. Then, click the story you want to read.

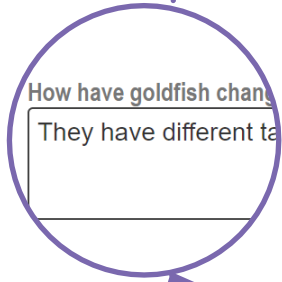


2. Cold Read

Time yourself reading. Then, view the graph.

6. Short Answer

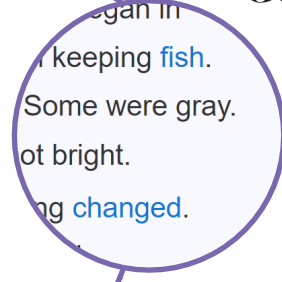
Answer the short answer question. Click Next to check your answer.



Repeat steps 1 through 6 for each story in the book.

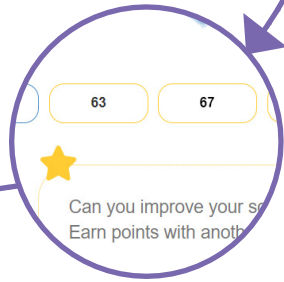
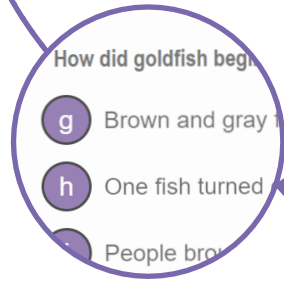
3. Read Along

Click to learn the blue words. Then, read along with the narrator.



5. Quick Quiz

Answer the quiz questions. The answers fill in the Joke Jumble.



4. Read Alone

Practice reading on your own until you can read the story well.

When a book is completed...



Book Summary

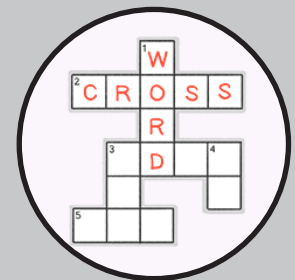
You review the results for this book and see the points you've earned.

Copyright © 2023 Read Naturally, Inc.
Read Live Webinar



Did You Know?

You see facts about the stories you read.



Crossword

You unlock the crossword puzzle.

Takeaway

Getting Started

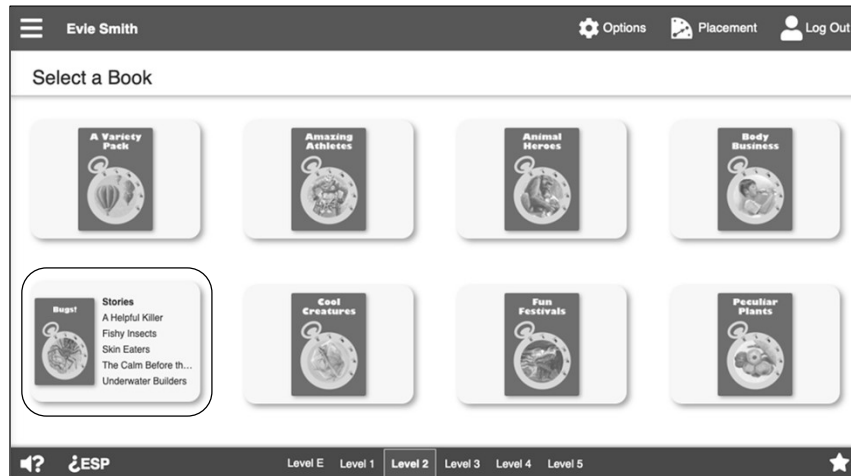
- Have access to Read Live.
- Add students.
- Place students (optional).
- License students.
- Teach students to do the steps.



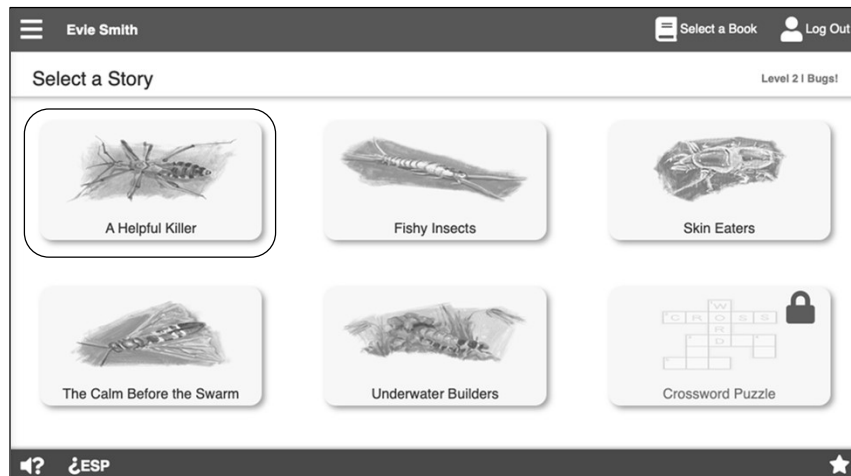
Demonstration: Getting Started



Select a Book



Select a Story



Cold Read

The screenshot shows the 'Cold Read' interface for the story 'A Helpful Killer'. At the top, the user's name 'Evie Smith' is displayed, along with navigation options like 'Select a Story', 'Level | Book', and 'Log Out'. The story title 'A Helpful Killer' is centered, with a progress bar showing 'Cold Read' selected and 'POINTS 00100'. Below the title, there are tabs for 'Cold Read', 'Read Along', 'Read Alone', 'Quick Quiz', and 'Short Answer'. A 'Start Timing' button is visible. The main text area contains two paragraphs about assassin bugs. To the right is an illustration of an assassin bug. Below the illustration is a 'Cold Read Score (WPM)' box showing a score of 31. At the bottom, there are navigation icons for a question mark, 'ESP', a star, and 'Next'.

Evie Smith Select a Story Level | Book Log Out

A Helpful Killer Cold Read Read Along Read Alone Quick Quiz Short Answer POINTS 00100

Cold Read Start Timing Reading Guide ON

A killer bug may be hiding in your garden. Don't worry, though. You are not its prey. This killer bug eats other bugs! It is called an assassin bug.

The assassin bug is sneaky. It hides and waits for its prey. Soon, another bug comes close to it. The assassin bug makes a surprise attack. It stabs its prey with its sharp beak. The beak injects a poison into the bug. The poison kills the bug. It also turns the bug's insides to liquid. Then the assassin bug gets its meal. It sucks up the watery guts using its straw-like mouth.

If you get too close to an assassin bug, it might

Cold Read Score (WPM) 31

Page 1

Next

Cold Read/Graph

The screenshot shows the 'Cold Read / Graph' interface for the story 'A Helpful Killer'. The layout is similar to the previous screenshot, but the main content area features a 'Timing Score' bar graph. The y-axis ranges from 0 to 100. A bar represents the current score of 31. A callout box next to the bar shows 'Cold Timing 31'. To the right of the graph is a text box with a star icon and the question 'How much can you improve your score?'. The bottom navigation bar is identical to the previous screenshot.

Evie Smith Select a Story Level | Book Log Out

A Helpful Killer Cold Read Read Along Read Alone Quick Quiz Short Answer POINTS 00100

Cold Read / Graph

Timing Score

100
90
80
70
60
50
40
30
20
10
0

Cold Timing 31

How much can you improve your score?

Next

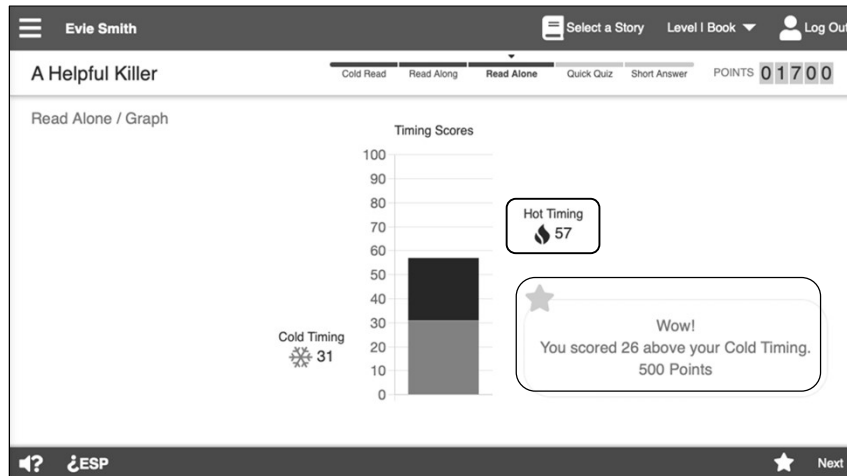
Read Along

The screenshot shows the 'Read Along' mode of the application. At the top, the user's name 'Evie Smith' is displayed on the left, and 'Select a Story', 'Level | Book', and 'Log Out' are on the right. Below this, the story title 'A Helpful Killer' is shown, with navigation options: 'Cold Read', 'Read Along' (selected), 'Read Alone', 'Quick Quiz', and 'Short Answer'. A 'POINTS' counter shows '01000'. The main content area is titled 'Read Along' and features a 'Start Read Along' button. The text is presented in two paragraphs: 'A killer bug may be hiding in your garden. Don't worry, though. You are not its prey. This killer bug eats other bugs! It is called an assassin bug.' and 'The assassin bug is sneaky. It hides and waits for its prey. Soon, another bug comes close to it. The assassin bug makes a surprise attack. It stabs its prey with its sharp beak. The beak injects a poison into the bug. The poison kills the bug. It also turns the bug's insides to liquid. Then the assassin bug gets its meal. It sucks up the watery guts using its straw-like mouth.' To the right of the text is a detailed illustration of an assassin bug. Below the illustration is a 'Read Alongs' button with three stars. At the bottom of the content area, there is a 'Page 1' indicator with left and right arrows. The bottom navigation bar includes a help icon, 'ESP', a star icon, and a 'Next' button with a right arrow.

Read Alone

The screenshot shows the 'Read Alone' mode of the application. The top navigation bar is identical to the 'Read Along' mode, but the 'POINTS' counter now shows '01200'. The main content area is titled 'Read Alone' and features a 'Start Timing' button and a 'Reading Guide ON' toggle. The text is the same as in the 'Read Along' mode. To the right of the text is a smaller illustration of an assassin bug. Below the illustration is a 'Scores (WPM)' section with a sun icon and four input fields containing the values 31, 50, 57, and an empty field. Below the scores is a star icon and a callout box that says 'Can you improve your score? Earn points with another timing!'. At the bottom of the content area, there is a 'Page 1' indicator with left and right arrows. The bottom navigation bar includes a help icon, 'ESP', a left arrow, a star icon, and a 'Next' button with a right arrow.

Hot Timing Graph



Quick Quiz

Evie Smith Select a Story Level I Book Log Out

A Helpful Killer Cold Read Read Along Read Alone Quick Quiz Short Answer POINTS 06800

Quick Quiz Show Story Off

Why does the story say the assassin bug is sneaky?

Why was the bug so messy?

r It has long legs and a small head.

t It hides and then makes a surprise attack.

t It sucks up a bug's watery guts.

C W S

i

Next

Short Answer

The screenshot shows the 'Short Answer' section of the 'A Helpful Killer' story. The interface includes a top navigation bar with the user's name 'Evie Smith', 'Select a Story', 'Level 1 Book', and 'Log Out'. Below the navigation bar, there are tabs for 'Cold Read', 'Read Along', 'Read Alone', 'Quick Quiz', and 'Short Answer', with 'POINTS 06800' displayed on the right. The main content area contains a text box with the following text:

A killer bug may be hiding in your garden. Don't worry, though. You are not its prey. This killer bug eats other bugs! It is called an assassin bug.

The assassin bug is sneaky. It hides and waits for its prey. Soon, another bug comes close to it. The assassin bug makes a surprise attack. It stabs its prey with its sharp beak. The beak injects a poison into the bug. The poison kills the bug. It also turns the bug's insides to liquid. Then the assassin bug gets its meal. It sucks up the watery guts using its straw-like mouth.

If you get too close to an assassin bug, it might

Below the text box is a 'Page 1' navigation button. To the right, there are three question boxes:

- Why is it important that the assassin bug's poison turns the prey's guts into liquid?**
The assassin bug can suck up the watery guts of the bug. It uses its straw-like mouth to suck.
- Correct answer may include:**
the assassin bug has a straw-like mouth; they prey's guts need to be a watery liquid in order for the assassin bug to suck them up; the assassin
- Is this answer correct?**
 Yes No, try again

At the bottom right of the question boxes is a 'Hide correct answer' link. The bottom navigation bar includes a help icon, 'ESP', a star icon, and a 'Next' button.

Book Summary

The screenshot shows the 'Book Summary' section of the 'A Helpful Killer' story. The interface includes a top navigation bar with the user's name 'Evie Smith', 'Select a Story', 'Level 1 Book', and 'Log Out'. Below the navigation bar, there are tabs for 'Cold Read', 'Read Along', 'Read Alone', 'Quick Quiz', and 'Short Answer'. The main content area displays the following information:

Student: Evie Smith
Level: 2
Stories Completed: 1/5
Total Book Points: 7800
Report Date: 07/18/2022

Story Results

Story	Practices	Points	Completed	Main Idea	Detail	Vocab	Inference	Short Answer*
A Helpful Ki...	2	7800	07/18/2022	<input checked="" type="checkbox"/>	<input checked="" type="checkbox"/>	<input checked="" type="checkbox"/>	<input checked="" type="checkbox"/>	<input checked="" type="checkbox"/>

* Student graded


To the right of the table is a 'Timing Scores' bar chart. The y-axis is labeled 'Scores (Words Per Minute)' and ranges from 0 to 100. The x-axis is labeled 'Order' and ranges from 1 to 5. The chart shows a single bar for Order 1, which is divided into two segments: 'Cold Timing' (the bottom segment, approximately 30 WPM) and 'Hot Timing' (the top segment, approximately 28 WPM). The total score for Order 1 is approximately 58 WPM. The bottom navigation bar includes a help icon, 'ESP', a star icon, and a 'Next' button.

Did You Know?

Evie Smith Select a Story Level | Book Log Out


Did You Know?

Congratulations! You finished all the stories in Bugs!
Did you know...?

 Some assassin bugs have sharp hooks at the ends of their legs. When the assassin bug catches its prey, the hooks dig into the prey so that it can't get away.

Dust mites do not drink water. They take water in through their bodies.

If your pillow is two years old, about ten percent of its weight could be made up of dust mites and their waste.

 Cicadas are harmless. They do not sting, bite, ruin crops, or carry disease.

Male cicadas sing in groups of up to 1,000. Their singing can be as loud as a rock concert!

ESP Next

Crossword Puzzle

Evie Smith Select a Story Level | Book Log Out

Crossword Puzzle

POINTS 00500

Across

- 2. not expected
- 5. happening at a regular time
- 7. part of a process
- 8. puts liquid into something
- 9. having a reaction that makes you sneeze or feel sick

Down

- 1. things you do often
- 3. an answer to something
- 4. to make short movements from side to side
- 6. was alive or was in the world


allergic
armor
existed
habits
injects
periodical
response
stage
surprise
wiggle

ESP Next

One Minute Reader Live Basics

Why It Works

How It Works



Who Benefits

Meeting
Various
Needs



Meeting Various Needs

Scheduling Read Live Programs



Read Naturally Live (or Español)

- 30 minutes per session preferred
- 3 to 5 days (5 preferred)

Word Warm-ups Live

- 10-minute warm up, or
20 to 30-minute intervention
- 3 to 5 days (5 preferred)



One Minute Reader Live

- Independent reading time
- Homework
- Summer reading

When to use...

One Minute Reader Live is ideal for:

- Independent reading time
- Additional practice to support intervention
- Homework during the school year
- Extra practice over holiday breaks
- Structured practice over summer break



Working in Both Programs

Students who are working in Read Naturally Live as an intervention may also access One Minute Reader Live for independent practice.



- Students work in One Minute Reader Live during silent sustained reading for structured, independent reading practice
- Students can work in One Minute Reader Live during an intervention block while waiting to be placed in Read Naturally Live
- Students can work in One Minute Reader Live during school breaks for additional practice

Demonstration: Reports and Adjustments



Meeting Various Needs

Story Summary



Book Summary

Student: Evie Smith
Level: 2
Stories Completed: 1/5
Total Book Points: 7800
Report Date: 07/18/2022

Story	Practices	Points	Completed	Main Idea	Detail	Vocab	Inference	Short Answer*
A Helpful Ki...	2	7800	07/18/2022	🟢	🟢	🟢	🟢	🟢

* Student graded

Timing Scores

Score (Words Per Minute)

Order 1 2 3 4 5

❄️ Cold Timing 🔥 Hot Timing

One Minute Reader Live Reports

Reports > One Minute Reader Live Reports Karen Hunter Log Out

- Students At-a-Glance**
Displays the details for selected students within a specified timeframe.
- Level Summary**
Displays the details of all activity within a selected level.
- Book Summaries**
Displays a summary of student activity within selected books.
- Story Summaries**
Displays a summary of student activity within selected stories.

Subscription Agreement | Privacy Policy | Help | Contact Us © 2011 – 2022 Read Naturally, Inc. All rights reserved.

One Minute Reader Live Students At-a-Glance Report

Report Date: 3/11/2021

One Minute Reader Live
Students At-a-Glance

Report period: 3/3/2021 - 3/11/2021

Current Lead Teacher: M. Brown
School: Springfield

Current Grade	Student	Stories/Level			Fluency			Comprehension
		Level	Date level started	Number of Stories Completed	Avg Cold Read (first 3 / last 3)	Avg # of Read Alongs (first 3 / last 3)	Avg Final Timing (first 3 / last 3)	Avg Quiz % correct (first 3 / last 3)
3	Evie Smith	2	3/3/2021	5	41/56	2/1	55/72	92/92
					/	/	/	/
					/	/	/	/
					/	/	/	/
					/	/	/	/
					/	/	/	/
					/	/	/	/

Options

Defaults

- Read Along, 1
- Read Alone, 2


Adjustments

- Read Along, 0-3
- Read Alone, 1-5
- Levels, On or Off

One Minute Reader Live Basics

Why It Works

How It Works




Who Benefits

Meeting Various Needs



Read Live HELP Resources

Orientation to Read Live



This short video provides a quick introduction to Read Live. It shows how to log in, find your assigned role, navigate to key pages, filter lists to show just the students you want to work with, select students from a list, and how to access help.

Having trouble playing this video?

- Watch the "Orientation to Read Live" video on YouTube

Setting Up Read Live

- Setting Up an Account
- Importing Student Data into a New Account
- Updating Student Data with the Import Feature
- Assigning Licenses to Schools and Students
- Setting Up and Licensing Students
- Setting Up My Groups

Working with Students in Read Naturally Live

- Placing Students
- Working Through a Story in Read Naturally Live
- Special Features of Phonics Stories
- Options for Students Who Do Not Pass a Story
- Setting Story Options
- Monitoring Student Performance

Working with Students in Word Warm-ups Live

- Working Through a Word-List Exercise
- Working Through a Story Exercise

Hot Topics

- Using Read Live in a Distance Learning Model
- Word Warm-ups Live Now Available: Release Notes - August 24, 2020
- New Distance Learning Features - August 2, 2020

Read Live

Recorded Webinars

- Back to school with Read Live
- Read Live basics

Job Aids

- Smart Start Guide
- Read Live User Guide
- Read Live Knowledgebase topics
- System requirements
- Starting a new school year
- Read Live phonics assessment

Read Naturally Live

Free Training Course

- Read Naturally Live Online Course

Useful Resources

- Live students trained with Read Naturally Live
- Read Naturally Live steps
- Conducting a one-minute timing
- Completing the pass map
- Options for students who do not pass

Recorded Webinars

- Placing students in Read Naturally Live
- Checking initial placement
- Read Live list and features you need to know
- Read Naturally Live: Beyond the basics

Student Training

- A Student's Guide to Read Naturally Live
- Lesson plan
- Steps poster (English | Spanish)

Job Aids

- Fidelity checklist
- User Guide: Working with Read Naturally

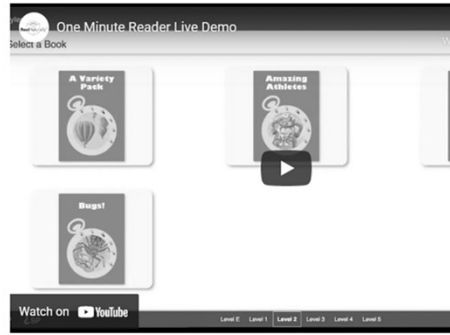
www.readnaturally.com/read-live-help

Read Live HELP Resources

Working with Students in One Minute Reader Live

Working Through a Story in One Minute Reader Live

In this video, Educator Sarah Jane Schonour demonstrates the One Minute Reader Live program logging in, selecting a story, working through the guided steps, and viewing the results.



If you have trouble viewing the video via YouTube, please click [here](#).

One Minute Reader[®] Live

Free Training Course

- One Minute Reader Live Online Course

Recorded Webinars

- One Minute Reader Live basics

Student Training

- A Student's Guide to One Minute Reader Live
- Steps poster

Job Aids

- Fidelity Checklist
- **User Guide:** Working with One Minute Reader Live
- Placement Guide
- Welcome Letter

www.readnaturally.com/read-live-help



phone: 800.788.4085
email: info@readnaturally.com
website: readnaturally.com

Questions?



Teacher Led Placement Directions

- Select a level.
- Conduct a 1-minute timing.
- Decide if the recommended level is a good fit.



Getting Started

- Have access to Read Live.
- Add students.
- Place students (optional).
- License students.
- Teach students to do the steps.

