


Read Live


One Minute Reader Live Basics

Claire Hayes
Presenter



Materials Check

One Minute Reader Live
OMRL Module
Seminar Handout



One Minute Reader Live Basics

Why It Works

How It Works



Placing
Students

Meeting
Various
Needs



**Read
Naturally®Live**



**Word
Warm-ups®Live**











**One Minute
Reader®Live**







**Read Live
Programs**



**Read Naturally®
Live—Español**

 Read Naturally Live  <i>Focus: Fluency & Phonics</i> <i>Additional Support: Vocabulary, Spelling, and Comprehension</i>	 Word Warm-ups Live  <i>Focus: Phonics</i> <i>Additional Support: Fluency, Spelling, and Phonemic Awareness</i>
 One Minute Reader Live  <i>Focus: Fluency</i> <i>Additional Support: Vocabulary and Comprehension</i>	 Read Naturally Live-Español  <i>Focus: Fluency</i> <i>Additional Support: Vocabulary and Comprehension</i>

Read Live Programs				
	 Read Naturally Live	 Word Warm-ups Live	 One Minute Reader Live	 Read Naturally Live-Español
Purpose	<ul style="list-style-type: none"> Fluency intervention that supports vocabulary, comprehension, and phonics (Phonics series) 	<ul style="list-style-type: none"> Phonics intervention Can be paired with Read Naturally Live for Fluency 	<ul style="list-style-type: none"> Structured, independent reading practice—any student Extra practice for a student already working in RNL and/or WWL 	<ul style="list-style-type: none"> Builds native-Spanish speaker's fluency in reading Spanish Supports any student's Spanish reading development
Fluency, Vocabulary, Comprehension	<ul style="list-style-type: none"> Sequenced 1.0 - 8.0 Idioms 3.0 - 4.5 	One story exercise in each section	Levels E - 5 (early first through mid-fifth grade)	Sequenced 1.0 – 5.6
Phonics Series/ Phonics Emphasis	Phonics 0.8 - 2.7 Instruction in context of non-fiction stories	Phonics intervention Level 1: One-Syllable Words Level 2: Two-Syllable Words	No	No
English Language Learners	<ul style="list-style-type: none"> English Content English or Spanish directions Spanish read along option 	English content	English content	<ul style="list-style-type: none"> Spanish content Spanish or English directions English read along option
Teacher Required	<ul style="list-style-type: none"> Cold Timing step (optional) Pass step 	<ul style="list-style-type: none"> Cold Timing step Pass step 	Students work independently	<ul style="list-style-type: none"> Cold Timing step (optional) Pass step

Program Comparison



**Read
Naturally Live**



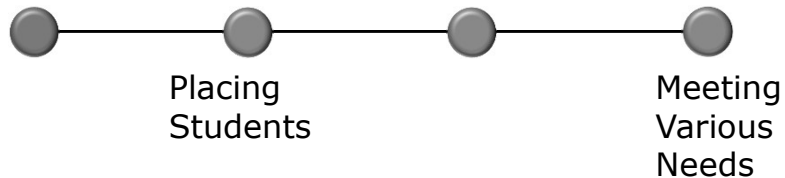
**One Minute
Reader Live**

Use/ appropriate for	Any student needing reading intervention (Special Ed, Title 1, Tier 2 or 3 intervention)	<ul style="list-style-type: none"> Any student who would benefit from structured, independent reading Additional practice for a student also working in Read Naturally Live
Content	<ul style="list-style-type: none"> Reading levels 1-8 (29 levels) Series include Sequenced, Phonics, Idioms, and Español 	<ul style="list-style-type: none"> Reading levels E-5 (6 levels) Stories grouped by theme/topic
Teacher Involvement	Students work mostly independently—teacher involvement for some steps	Students work without direct teacher involvement
Reports	Reports for monitoring progress (fluency, comprehension, phonics)	Reports for monitoring progress (fluency, comprehension)

One Minute Reader Live Basics

Why It Works

How It Works



Research-based Program

- Structured, independent reading practice for developing readers of all ages, and without direct teacher involvement
- Highly-effective instruction using the Read Naturally Strategy
- Improvement in fluency, vocabulary, and comprehension

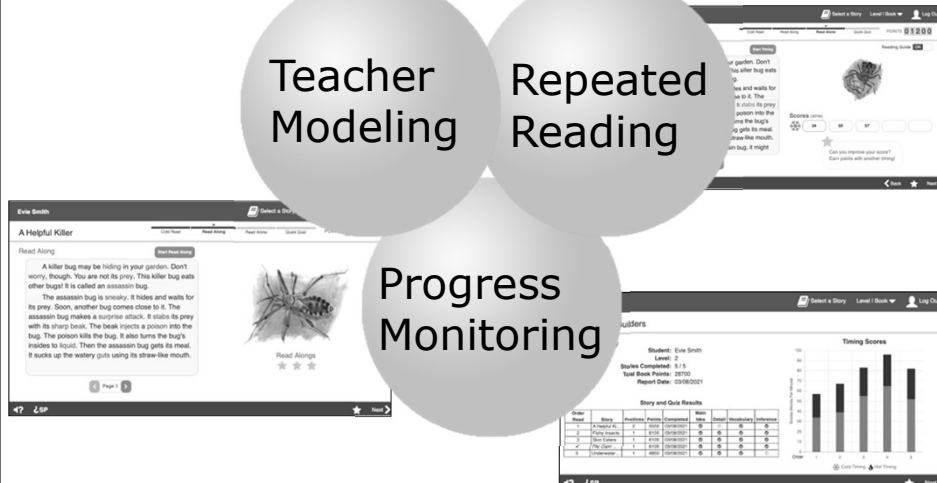


Read Naturally Strategy

Teacher
Modeling

Repeated
Reading

Progress
Monitoring

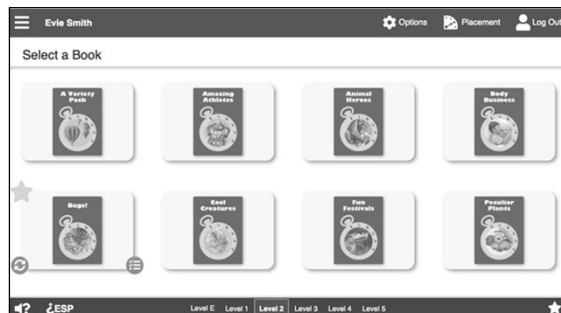


One Minute Reader Live Levels

E	Early first-grade reading level	Stories consist of a few short, simple sentences with several words repeated.
1	Middle first-grade reading level	Stories consist of a few short, simple sentences with very few difficult words.
2	Middle second-grade reading level	Stories consist of simple sentences with a few difficult words.
3	Middle third-grade reading level	Stories consist of longer sentences with several difficult words.
4	Middle fourth-grade reading level	Stories consist of some complex sentences with more difficult words.
5	Middle fifth-grade reading level	Stories consist of complex text with more advanced concepts.

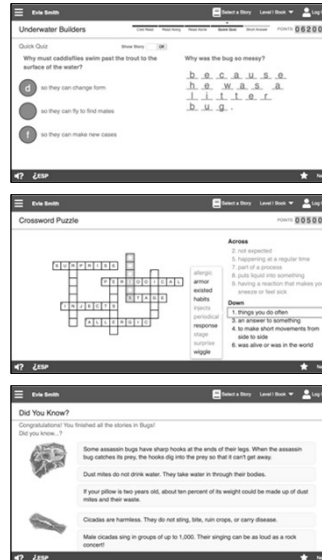
One Minute Reader Live Content

- Eight books per level
- Five non-fiction stories per book
- Interactive vocabulary
- Quick Quiz
- Short Answer



Engaging Activities

- Quick Quiz/Joke Jumble
- Crossword Puzzles
- Did You Know?
- Fun activities and gamified experience



One Minute Reader Live Benefits

- Readers of all ages who would benefit from structured, independent reading
 - Motivating, informational text for reluctant readers
 - Challenging reading material for young, advanced readers
- Students also working in Read Naturally Live—extra reading practice at home or at school

More Independent Program

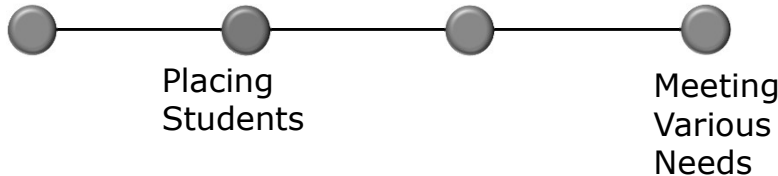
- Placement is not required
- Students work more independently than other programs
- Program suggests content to a student but does not restrict the stories in which a student can work



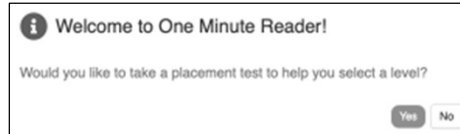
One Minute Reader Live Basics

Why It Works

How It Works



Placement Options



Take Placement Test

Student led Teacher led

- Select a level
- 1-minute timing
- Is it a good fit?

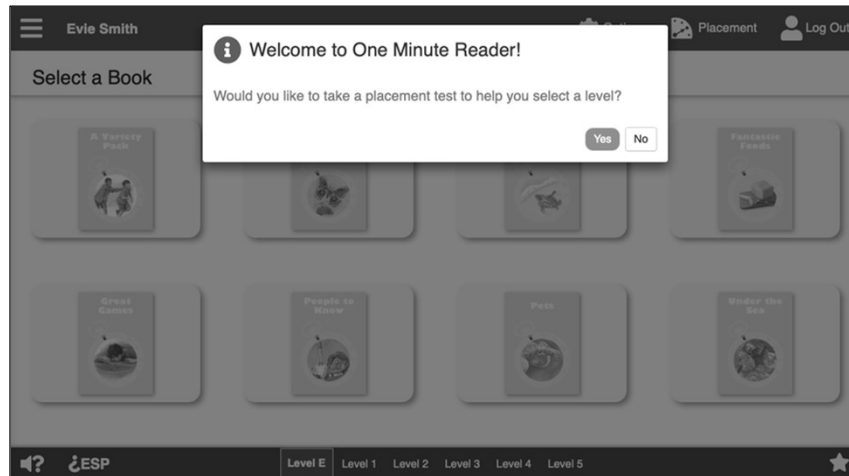
Skip Placement Test

- Select any level, book, and story (Default—Level E)
- Move freely between levels, books, and stories

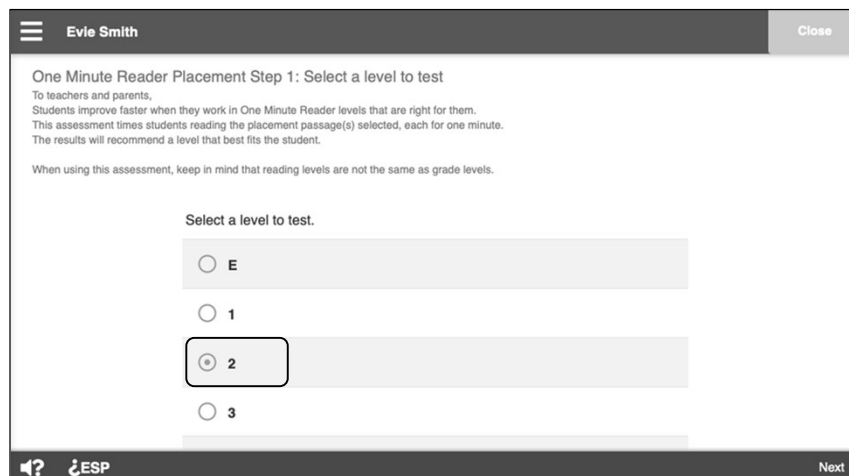
Demonstration: Placement



Placement Invitation



Select a Level



Start Timing

Evie Smith

Close

Quicksand

Placement Step 2: Timing

Start Timing

Reading Guide ☒ ON

Imagine walking on the beach. Suddenly, the sand under your feet starts to move! You've stepped in a pool of quicksand! What should you do? Will you sink, like people do in the movies?

You might start to sink, but don't worry. If you relax, quicksand is not very dangerous. Spread out your arms and legs. Stay mostly still. You will slowly float to the top of the quicksand. Then you can crawl out.

Quicksand is just sand mixed with a lot of water.

< Page 1 >

🔊 ESP

Next >

Placement Timing Score

Evie Smith

Close

Quicksand

Placement Step 2: Timing

Start Timing

Reading Guide ☒ ON

Imagine walking on the beach. Suddenly, the sand under your feet starts to move! You've stepped in a pool of quicksand! What should you do? Will you sink, like people do in the movies?

You might start to sink, but don't worry. If you relax, quicksand is not very dangerous. Spread out your arms and legs. Stay mostly still. You will slowly float to the top of the quicksand. Then you can crawl out.

Quicksand is just sand mixed with a lot of water.


< Page 1 >

🔊 ESP

Next >

Timing Results (WPM):
34

Does It Seem Like a Good Fit?

 Evie Smith Close



Placement Step 3: Recommendation

One Minute Reader Live does not limit students to the levels its placement process recommended. Tell each student in which level s/he should work.

Student's Results

Placement Testing Level	Student Score	Placement Range
2	34	30 - 60

Recommendation Message:
This level seems like a good fit.

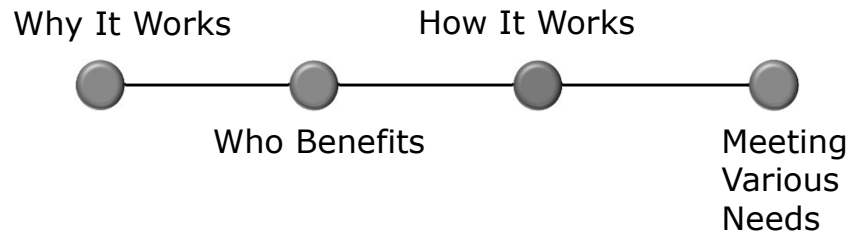
  Next >

Takeaway

Teacher Led Placement Directions

- ☐ Select a level
- ☐ Conduct a 1-minute timing
- ☐ Decide if the recommended level is a good fit

One Minute Reader Live Basics




How It Works

One Minute Reader Live Levels

E	Early first-grade reading level	Stories consist of a few short, simple sentences with several words repeated.
1	Middle first-grade reading level	Stories consist of a few short, simple sentences with very few difficult words.
2	Middle second-grade reading level	Stories consist of simple sentences with a few difficult words.
3	Middle third-grade reading level	Stories consist of longer sentences with several difficult words.
4	Middle fourth-grade reading level	Stories consist of some complex sentences with more difficult words.
5	Middle fifth-grade reading level	Stories consist of complex text with more advanced concepts.

One Minute Reader Live Steps

1. Select a Story
2. Cold Read
3. Read Along
4. Read Alone
5. Quick Quiz
6. Short Answer






One Minute Reader **Live** Steps

1. Select a Story

Click to select a book. Then, click the story you want to read.



2. Cold Read

Time yourself reading. Then, view the graph.

It began long ago. It was in China. People began keeping goldfish. Some were brown. Some were gray. Their colors were not bright. One day, something happened. The fish turned on.

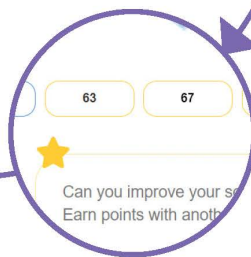
3. Read Along

Click to learn the blue words. Then, read along with the narrator.

It began in China. People began keeping fish. Some were gray. Some were not bright. One day, something changed.

4. Read Alone

Practice reading on your own until you can read the story well.



5. Quick Quiz

Answer the quiz questions. The answers fill in the Joke Jumble.

How did goldfish begin?
g Brown and gray
h One fish turned
i People brought them

How have goldfish changed?
They have different tastes.

Repeat steps 1 through 6 for each story in the book.

6. Short Answer

Answer the short answer question. Click Next to check your answer.

When a book is completed...



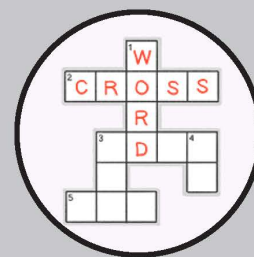
Book Summary

You review the results for this book and see the points you've earned.



Did You Know?

You see facts about the stories you read.



Crossword

You unlock the crossword puzzle.

Takeaway

Getting Started

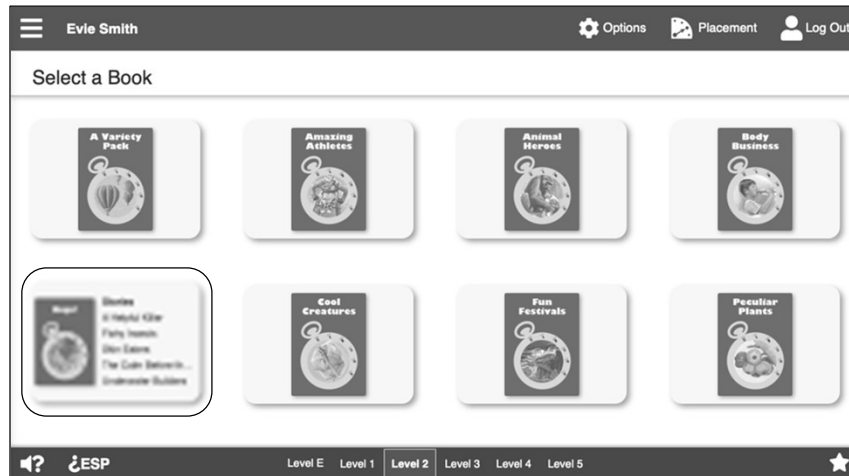
- ☐ Have access to Read Live.
- ☐ Add students.
- ☐ Place students (optional).
- ☐ License students.
- ☐ Teach students to do the steps.



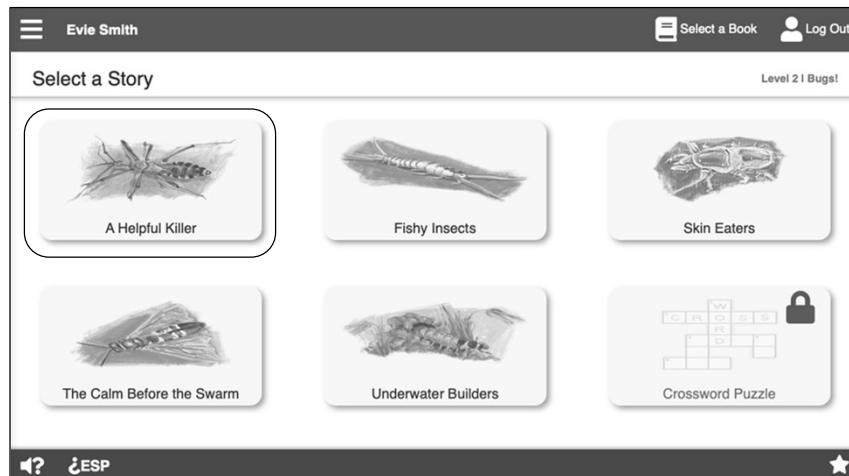
Demonstration: Getting Started



Select a Book



Select a Story



Cold Read

The screenshot shows the 'Cold Read' interface for the story 'A Helpful Killer' by Evie Smith. The top navigation bar includes a menu icon, the user name 'Evie Smith', a 'Select a Story' button, a 'Level | Book' dropdown, and a 'Log Out' button. Below the navigation bar, the story title 'A Helpful Killer' is displayed, followed by tabs for 'Cold Read', 'Read Along', 'Read Alone', 'Quick Quiz', and 'Short Answer'. The 'POINTS' section shows '00100'. The 'Cold Read' section features a 'Start Timing' button and a 'Reading Guide' toggle set to 'ON'. The text area contains two paragraphs: 'A killer bug may be hiding in your garden. Don't worry, though. You are not its prey. This killer bug eats other bugs! It is called an assassin bug.' and 'The assassin bug is sneaky. It hides and waits for its prey. Soon, another bug comes close to it. The assassin bug makes a surprise attack. It stabs its prey with its sharp beak. The beak injects a poison into the bug. The poison kills the bug. It also turns the bug's insides to liquid. Then the assassin bug gets its meal. It sucks up the watery guts using its straw-like mouth. If you get too close to an assassin bug, it might'. To the right of the text is an illustration of an assassin bug. Below the illustration is a 'Cold Read Score (WPM)' box showing a score of 31. At the bottom, there is a 'Page 1' indicator and a 'Next' button.

Cold Read/Graph

The screenshot shows the 'Cold Read / Graph' interface for the story 'A Helpful Killer' by Evie Smith. The top navigation bar is identical to the previous screenshot. Below the navigation bar, the story title 'A Helpful Killer' is displayed, followed by tabs for 'Cold Read', 'Read Along', 'Read Alone', 'Quick Quiz', and 'Short Answer'. The 'POINTS' section shows '00100'. The 'Cold Read / Graph' section features a 'Timing Score' graph with a vertical axis ranging from 0 to 100. A bar chart shows a score of 31. To the left of the graph is a 'Cold Timing' box showing a score of 31. To the right of the graph is a callout box with a star icon and the text 'How much can you improve your score?'. At the bottom, there is a 'Next' button.

Read Along

The screenshot shows the 'Read Along' mode of the application. At the top, the user 'Evie Smith' is logged in, and the story 'A Helpful Killer' is selected. The interface includes a progress bar with tabs for 'Cold Read', 'Read Along' (active), 'Read Alone', 'Quick Quiz', and 'Short Answer'. The 'POINTS' section shows a score of 01000. The main text area contains two paragraphs about assassin bugs. To the right is an illustration of an assassin bug. Below the text is a 'Start Read Along' button. At the bottom, there are navigation controls including a speaker icon, 'ESP', a star icon, and a 'Next' button.

Evie Smith Select a Story Level | Book Log Out

A Helpful Killer Cold Read Read Along Read Alone Quick Quiz Short Answer POINTS 01000

Read Along Start Read Along

A killer bug may be hiding in your garden. Don't worry, though. You are not its prey. This killer bug eats other bugs! It is called an assassin bug.

The assassin bug is sneaky. It hides and waits for its prey. Soon, another bug comes close to it. The assassin bug makes a surprise attack. It stabs its prey with its sharp beak. The beak injects a poison into the bug. The poison kills the bug. It also turns the bug's insides to liquid. Then the assassin bug gets its meal. It sucks up the watery guts using its straw-like mouth.

Read Alongs

Page 1

Next

Read Alone

The screenshot shows the 'Read Alone' mode of the application. The layout is similar to the 'Read Along' mode, but with a 'Start Timing' button instead of 'Start Read Along'. The 'POINTS' section now shows a score of 01200. Below the text area, there is a 'Scores (WPM)' section with a sun icon and three input fields containing the values 31, 50, and 57. A star icon is also present. At the bottom right, there is a callout box asking 'Can you improve your score? Earn points with another timing!'. The navigation controls at the bottom include a speaker icon, 'ESP', a 'Back' button, a star icon, and a 'Next' button.

Evie Smith Select a Story Level | Book Log Out

A Helpful Killer Cold Read Read Along Read Alone Quick Quiz Short Answer POINTS 01200

Read Alone Start Timing Reading Guide ON

A killer bug may be hiding in your garden. Don't worry, though. You are not its prey. This killer bug eats other bugs! It is called an assassin bug.

The assassin bug is sneaky. It hides and waits for its prey. Soon, another bug comes close to it. The assassin bug makes a surprise attack. It stabs its prey with its sharp beak. The beak injects a poison into the bug. The poison kills the bug. It also turns the bug's insides to liquid. Then the assassin bug gets its meal. It sucks up the watery guts using its straw-like mouth.

If you get too close to an assassin bug, it might

Scores (WPM)

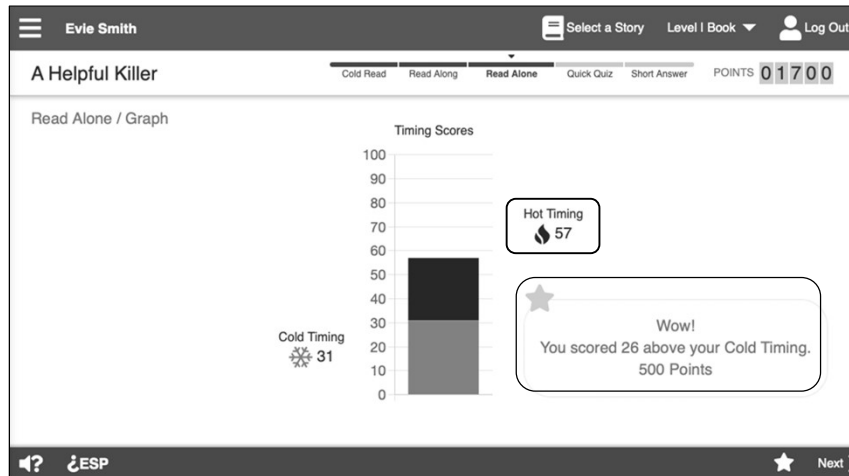
31 50 57

Can you improve your score? Earn points with another timing!

Page 1

Back Next

Hot Timing Graph



Quick Quiz

The screenshot shows the 'Quick Quiz' for the story 'A Helpful Killer'. The interface includes a top navigation bar with the user's name 'Evie Smith', a 'Select a Story' button, a 'Level I Book' dropdown, and a 'Log Out' button. Below the navigation bar, there are tabs for 'Cold Read', 'Read Along', 'Read Alone', 'Quick Quiz', and 'Short Answer'. The 'Quick Quiz' tab is selected, and the 'POINTS' are displayed as 06800. The main content area is titled 'Quick Quiz' and has a 'Show Story' toggle set to 'Off'. There are two questions: 'Why does the story say the assassin bug is sneaky?' and 'Why was the bug so messy?'. The first question has three radio button options: 'r' (It has long legs and a small head.), 'i' (It hides and then makes a surprise attack.), and 't' (It sucks up a bug's watery guts.). The second question has a word bank with the letters 'C', 'W', 'i', and 'S'. The letter 'S' is highlighted in a box. The bottom of the interface has a dark bar with a speaker icon, an 'ESP' button, a star icon, and a 'Next' button with a right arrow.

Why does the story say the assassin bug is sneaky?

- ☐ r It has long legs and a small head.
- ☐ i It hides and then makes a surprise attack.
- ☐ t It sucks up a bug's watery guts.

Why was the bug so messy?

Word Bank: C, W, i, S

Short Answer

≡

Evie Smith

📖 Select a Story

📖 Level 1 Book ▾

👤 Log Out

A Helpful Killer

Cold Read

Read Along

Read Alone

Quick Quiz

Short Answer

POINTS 06800

Short Answer

A killer bug may be hiding in your garden. Don't worry, though. You are not its prey. This killer bug eats other bugs! It is called an assassin bug.

The assassin bug is sneaky. It hides and waits for its prey. Soon, another bug comes close to it. The assassin bug makes a surprise attack. It stabs its prey with its sharp beak. The beak injects a poison into the bug. The poison kills the bug. It also turns the bug's insides to liquid. Then the assassin bug gets its meal. It sucks up the watery guts using its straw-like mouth.

If you get too close to an assassin bug, it might

Why is it important that the assassin bug's poison turns the prey's guts into liquid?

The assassin bug can suck up the watery guts of the bug. It uses its straw-like mouth to suck.

Correct answer may include:

the assassin bug has a straw-like mouth; they prey's guts need to be a watery liquid in order for the assassin bug to suck them up; the assassin

[Hide correct answer](#)

Is this answer correct?

☒ Yes ☐ No, try again

Book Summary

A Helpful Killer

Book Summary

Student: Evie Smith
Level: 2
Stories Completed: 1/5
Total Book Points: 7800
Report Date: 07/18/2022

Story Results								
Story	Practices	Points	Completed	Main Idea	Detail	Vocab	Inference	Short Answer*
A Helpful Ki...	2	7800	07/18/2022					

* Student graded

The bar chart displays timing scores for two methods: Cold Timing (represented by grey bars) and Hot Timing (represented by black bars). The Y-axis shows 'Scores (Words Per Minute)' from 0 to 100. The X-axis shows 'Order' from 1 to 5.

Order	Cold Timing (WPM)	Hot Timing (WPM)
1	~32	~28
2	0	0
3	0	0
4	0	0
5	0	0

Did You Know?

Evie Smith

Select a Story


Level 1 Book

Log Out

Did You Know?

Congratulations! You finished all the stories in Bugs!


Did you know...?



Some assassin bugs have sharp hooks at the ends of their legs. When the assassin bug catches its prey, the hooks dig into the prey so that it can't get away.

Dust mites do not drink water. They take water in through their bodies.

If your pillow is two years old, about ten percent of its weight could be made up of dust mites and their waste.



Cicadas are harmless. They do not sting, bite, ruin crops, or carry disease.

Male cicadas sing in groups of up to 1,000. Their singing can be as loud as a rock concert!

?

ESP

★

Next

Crossword Puzzle

Evie Smith

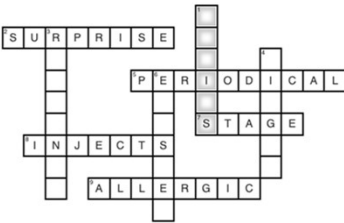
Select a Story

Level 1 Book

Log Out

Crossword Puzzle

POINTS 00500



allergic

armor

existed

habits

injects

periodical

response

stage

surprise

wiggle

Across

- not expected
- happening at a regular time
- part of a process
- puts liquid into something
- having a reaction that makes you sneeze or feel sick

Down

- things you do often
- an answer to something
- to make short movements from side to side
- was alive or was in the world

?

ESP


★

Next

One Minute Reader Live Basics

Why It Works

How It Works



Who Benefits

Meeting
Various
Needs



Meeting Various Needs

Scheduling Read Live Programs



Read Naturally Live (or Español)

- 30 minutes per session preferred
- 3 to 5 days (5 preferred)

Word Warm-ups Live

- 10-minute warm up, or
20 to 30-minute intervention
- 3 to 5 days (5 preferred)



One Minute Reader Live

- Independent reading time
- Homework
- Summer reading

When to use...

One Minute Reader Live is ideal for:

- Independent reading time
- Additional practice to support intervention
- Homework during the school year
- Extra practice over holiday breaks
- Structured practice over summer break



Working in Both Programs

Students who are working in Read Naturally Live as an intervention may also access One Minute Reader Live for independent practice.



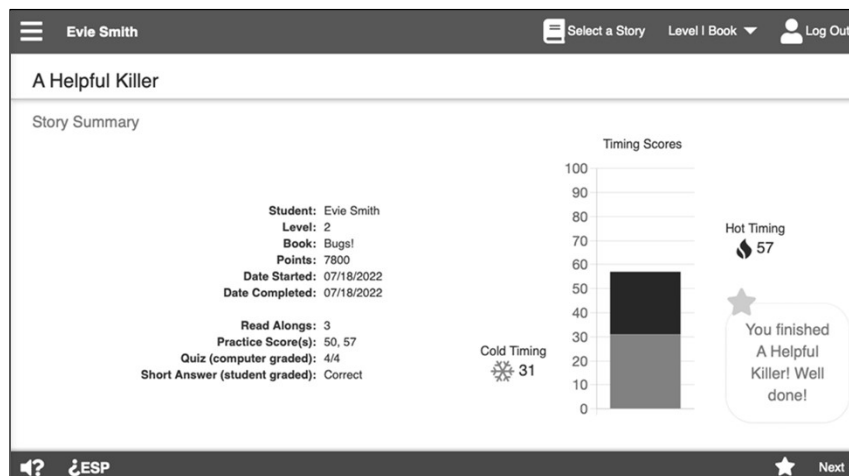
- Students work in One Minute Reader Live during silent sustained reading for structured, independent reading practice
- Students can work in One Minute Reader Live during an intervention block while waiting to be placed in Read Naturally Live
- Students can work in One Minute Reader Live during school breaks for additional practice

Demonstration: Reports and Adjustments

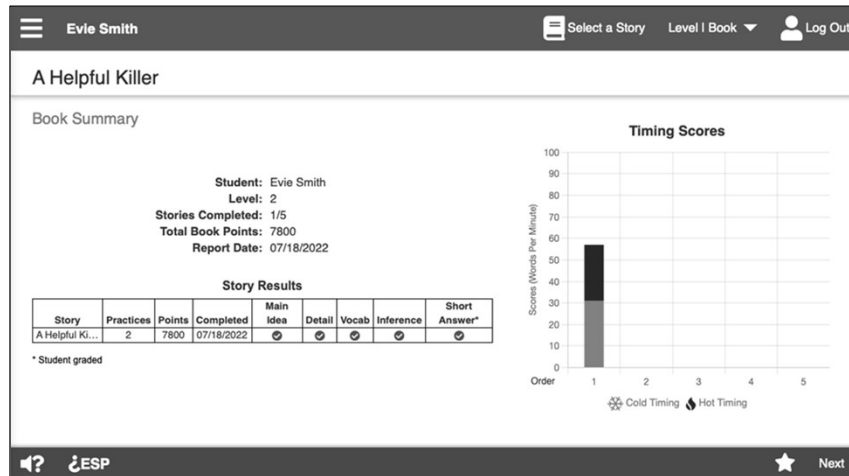


Meeting Various Needs

Story Summary



Book Summary



One Minute Reader Live Reports



One Minute Reader Live Students At-a-Glance Report

One Minute Reader Live
Students At-a-Glance

Report Date: 3/11/2021

Report period: 3/3/2021 - 3/11/2021

Current Lead Teacher: M. Brown
School: Springfield

Current Grade	Student	Stories/Level		Number of Stories Completed	Fluency			Comprehension
		Level	Date level started		Avg Cold Read (first 3 / last 3)	Avg # of Read Alongs (first 3 / last 3)	Avg Final Timing (first 3 / last 3)	Avg Quiz % correct (first 3 / last 3)
3	Evie Smith	2	3/3/2021	5	41/56	2/1	55/72	92/92
					/	/	/	/
					/	/	/	/
					/	/	/	/
					/	/	/	/
					/	/	/	/
					/	/	/	/
					/	/	/	/
					/	/	/	/

Options

Evie Smith Close

Options

Read Along

Required Read Alongs: 1

Read Alone

Required Practices: 2

Levels Available

E ☐ ON

1 ☐ ON

2 ☐ ON

3 ☐ ON

4 ☐ ON

5 ☐ ON

Save Cancel Restore defaults

Defaults

- Read Along, 1
- Read Alone, 2


Adjustments

- Read Along, 0-3
- Read Alone, 1-5
- Levels, On or Off

One Minute Reader Live Basics

Why It Works

How It Works



Who Benefits

Meeting
Various
Needs



Read Live HELP Resources

Orientation to Read Live

This short video provides a quick introduction to Read Live. It shows how to log in, find your assigned role, navigate to key pages, filter lists to show just the students you want to work with, select students from a list, and how to access help.

Having trouble playing this video?

- Watch the "Orientation to Read Live" video on YouTube

Setting Up Read Live

- Setting Up an Account
- Importing Student Data into a New Account
- Updating Student Data with the Import Feature
- Assigning Licenses to Schools and Students
- Setting Up and Licensing Students
- Setting Up My Groups

Working with Students in Read Naturally Live

- Placing Students
- Working Through a Story in Read Naturally Live
- Special Features of Phonics Stories
- Options for Students Who Do Not Pass a Story
- Setting Story Options
- Monitoring Student Performance

Working with Students in Word Warm-ups Live

- Working Through a Word-List Exercise
- Working Through a Story Exercise

Hot Topics

- Using Read Live in a Distance Learning Model
- Word Warm-ups Live Now Available: Release Notes - August 24, 2020
- New Distance Learning Features - August 2, 2020

Read Live

Recorded Webinars

- Back to school with Read Live
- Read Live basics

Job Aids

- Smart Start Guide
- Read Live User Guide
- Read Live knowledgebase topics
- System requirements
- Starting a new school year
- Read Live phonics assessment

Read Naturally Live

Free Training Course

- Read Naturally Live Online Course

Useful Resources

- Live students started with Read Naturally Live
- Read Naturally Live steps
- Conducting a one-minute timing
- Completing the pass map
- Options for students who do not pass

Recorded Webinars

- Placing Students in Read Naturally Live
- Checking initial placement
- Read Live tips and features you need to know
- Read Naturally Live: Beyond the basics

Student Training

- A Student's Guide to Read Naturally Live
- Lesson plan
- Steps poster (English / Spanish)

Job Aids

- Fidelity checklist
- User Guide: Working with Read Naturally

www.readnaturally.com/read-live-help

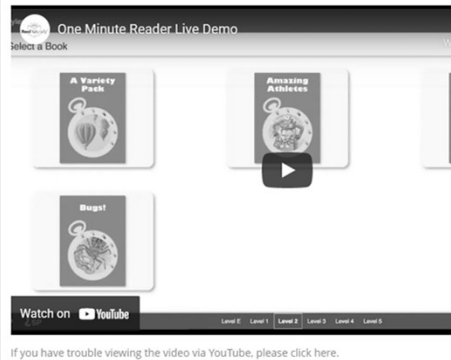


Read Live HELP Resources

Working with Students in One Minute Reader Live

Working Through a Story In One Minute Reader Live

In this video, Educator Sarah Jane Schonour demonstrates the One Minute Reader Live program, logging in, selecting a story, working through the guided steps, and viewing the results.



One Minute Reader® Live

Free Training Course

- One Minute Reader Live Online Course

Recorded Webinars

- One Minute Reader Live basics

Student Training

- A Student's Guide to One Minute Reader Live
- Steps poster

Job Aids

- Fidelity Checklist
- User Guide: Working with One Minute Reader Live
- Placement Guide
- Welcome Letter

www.readnaturally.com/read-live-help



phone: 800.788.4085
email: info@readnaturally.com
website: readnaturally.com

Questions?

Claire Hayes
clairehayes@readnaturally.com

