



# HELP

To close this help document, tap this screen to display the top menu bar, and then tap **Done**.

The **Splat-O-Nym** app makes learning words fun! Students **build vocabulary** by playing a game that includes over 7,000 **synonym** questions, 1,000 **antonym** questions, and 600 **meaning-from-context** questions spread over 24 levels.\* A **Lightning Round** is an exciting way to master previously learned synonyms. **Pronunciation mode** lets you click on words to hear them pronounced.

## Help Topics

- ▶ [Splat-O-Nym Basics](#)
- ▶ [Adding Your Name and Starting a Game](#)
- ▶ [Playing Synonym Splat](#)
- ▶ [Learning How to Say the Words \(Pronunciation Mode\)](#)
- ▶ [Playing Antonym Attack](#)
- ▶ [Playing Context Contest](#)
- ▶ [Playing the Lightning Round](#)
- ▶ [Managing Student Data](#)
- ▶ [Reviewing Your Results](#)

\*The Splat-O-Nym Lite app only includes the first four levels of content.



# HELP

## Splat-O-Nym Basics

The screenshot shows the main game interface. At the top, there are four icons: a group of people (student list), a score display showing '01115', a person with a speaker (audio instructions), and a question mark (online help). Below these are the words 'SYNONYM' and 'SPLAT!'. The central area displays 'splat the synonym for' followed by the target word 'marathon'. Below the target word are three buttons: 'champion', 'runner', and 'race'. On the left side, there is a 'lightning round' gauge with a lightning bolt icon and a scale from 0 to 20. On the right side, there is a 'LEVEL' gauge with a scale from 0 to 24, showing the current level as 10. At the bottom right, there is a 'BEST LEVEL' gauge showing 10. A pause button with a speaker icon is located at the bottom left.

Tap to go to the student list

Shows how many total points you've earned, from all activities

Tap to hear the audio instructions

Tap to view online help

**Target word**

You play a **lightning round** when this gauge reaches the top (20 correct Synonym Splat questions)

Shows your current level  
You go up a level when you answer four (levels 1–12) or five (levels 13–24) questions correctly.

Shows the highest level you've reached so far

Tap if you want to pause the game and hear the words pronounced

Next: [Adding Your Name and Starting a Game](#)



## Adding Your Name and Starting a Game



Tap to add your name

Tap your name, and then tap **Play** to begin

From the student list, you can also view past results, reset a game, and delete a student. See [Managing Student Data](#) for more information.

The student list can display up to six students.

**Before you can start playing Splat-O-Nym for the first time, you must add your name to the student list:**

1. Tap **New Player**.
2. Type your name, and then tap **OK**.

**Once your name displays in the student list, you can begin playing:**

1. Tap your name to select it.
2. Tap **Play** to begin.

**Next:** [Playing Synonym Splat](#)



## Playing Synonym Splat

### Scoring

- +10 points for each correct answer
- -5 points for each incorrect answer

Synonym Splat will present any missed questions again.

On second and subsequent incorrect responses to the same question, Synonym Splat will briefly display the correct answer.

To play Synonym Splat, tap the word that you think has the same or almost the same meaning as the target word.



Target word

Tap the word that has the same or almost the same meaning as the target word

Next: [Learning How to Say the Words \(Pronunciation Mode\)](#)



## Learning How to Say the Words (Pronunciation Mode)



Tap the ear button on the Synonym Splat, Antonym Attack, Context Contest, and Lightning Round screens to pause the game and enter Pronunciation Mode. In Pronunciation Mode, you can tap the words to learn how to say them.



Tap the words to hear them pronounced

Tap to enter pronunciation mode.  
Tap again to return to the game.

Next: [Playing Antonym Attack](#)



## Playing Antonym Attack

### Scoring

- +100 points if you answer three questions correctly on your first try
- +50 points if you answer two questions correctly on your first try
- +25 points if you answer one question correctly on your first try
- 0 points if you answer none of the questions correctly on your first try

For every 110 points you earn playing Synonym Splat and Context Contest, you get to play Antonym Attack for bonus points.

Antonym Attack requires a correct response for each target word before presenting a new target word or scoring the activity.

To play Antonym Attack, tap the word that you think has the opposite or almost the opposite meaning as the target word.



**Target word**

Drag the belt up or down until your answer appears inside the horn

Then tap your answer to see if it's correct

After three questions, the app adds any points you earned to your score, and you return to Synonym Splat.

Next: [Playing Context Contest](#)

## Playing Context Contest

### Scoring

- +10 points if you answer the question correctly on your first try
- +5 points if you answer the question correctly on your second try
- 0 points if you answer the question correctly on your third or later try

**Target word (underlined)**

When you miss two questions before answering four (levels 1-12) or five (levels 13-24) questions correctly, you drop a level in Synonym Splat and play the Context Contest to give you a chance to earn back some of the points you lost.

Context Contest requires a correct response before scoring the activity and returning to Synonym Splat.

To play, tap the synonym for the target word in the sentence. Use the sentence to help you figure out what the target word means.



**Tap the word that has the same meaning or almost the same meaning as the target word**

Next: [Playing the Lightning Round](#)





# HELP



### Scoring

- +15 points for each correct answer

Each time you answer 20 questions correctly in Synonym Splat, you play a Lightning Round that reviews the words you answered correctly.

## Playing the Lightning Round

For each question, tap the word that you think has the same or almost the same meaning as the target word. You have 30 seconds to answer as many questions as you can.



Target word

Tap the word that has the same or almost the same meaning as the target word

The timer shows how much time you have left


Next: [Managing Student Data](#)

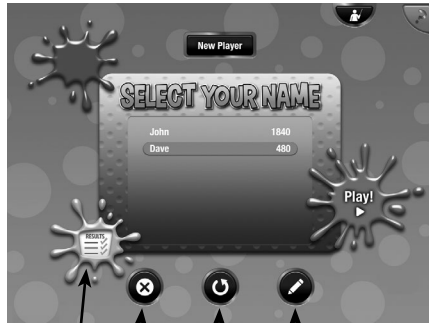




## Managing Student Data

From the student list screen, you can edit a student's name, reset the game for a student, and delete a student. You can also display a student's most recent results.

**To view the student list from the game screens (Synonym Splat, Antonym Attack, Context Contest, Lightning Round), tap the  button.**




Edit the name of a student

Reset the game for a student


Delete a student

Review a student's results (see [Reviewing Your Results](#))


### To edit the name of a student:

1. Tap the student name you want to change.
2. Tap the  button.
2. Edit the name as necessary, and tap **OK**.

### To reset the game for a student:

1. Tap the name of the student whose game you want to reset.
2. Tap the  button.
3. Tap **Yes** to confirm. The app clears all data from the student's game. The student can now start the game over.

### To delete a student:


1. Tap the student name you want to delete.
2. Tap the  button.
3. Tap **Yes** to confirm. The app deletes the student's name, along with all of his or her game data.

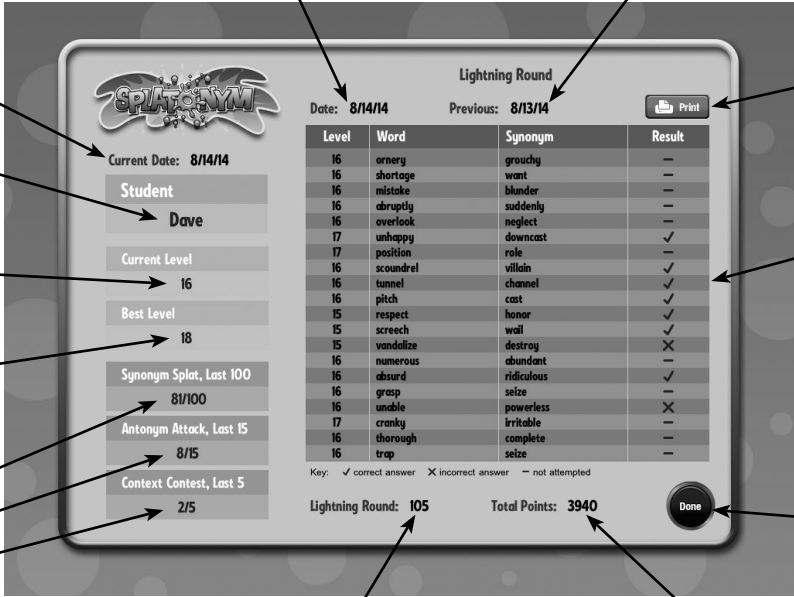
**Next:** [Reviewing Your Results](#)



## Reviewing Your Results

You can get a quick picture of how you're doing by reviewing your current status and your most recent Lightning Round results.

To view your results, tap your name on the student list screen and then tap the  button. (See [Managing Student Data](#) for more information about the student list.)



The date of the most recent Lightning Round

The date of the previous Lightning Round

Today's date

Name of the student whose results are shown

The level that the student is currently working in (1-24)

The highest level that the student has reached

The number of questions answered correctly out of the number of questions most recently attempted

Tap to print the Results

A table of the results of the most recent Lightning Round

- ✓ Answered correctly
- ✗ Answered incorrectly
- Not answered (due to time)

Tap to close the Results window

Points earned in the most recent Lightning Round

Total points earned from all activities

Level	Word	Synonym	Result
16	ornerg	grouchy	--
16	shortage	want	--
16	mistake	blunder	--
16	abruptly	suddenly	--
16	overlook	neglect	--
17	unhappy	downcast	✓
17	position	role	✓
17	scoundrel	villain	✓
16	tunnel	channel	✓
16	pitch	cast	✓
15	respect	honor	✓
15	screach	wail	✓
15	vandalize	destroy	✗
16	numerous	abundant	--
16	absurd	ridiculous	✓
16	grasp	seize	--
16	unable	powerless	✗
17	cranky	irritable	--
16	thorough	complete	--
16	trap	seize	--

Key: ✓ correct answer ✗ incorrect answer -- not attempted