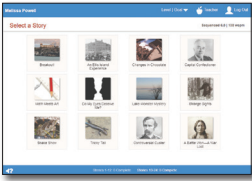




# Read Naturally Live Steps

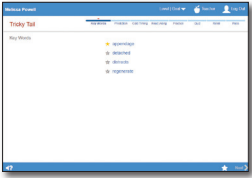
## 1. Select a Story

Click the story you want to read.



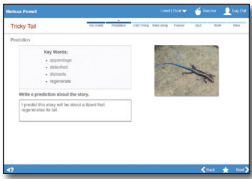
## 2. Key Words

Click to learn the key words.



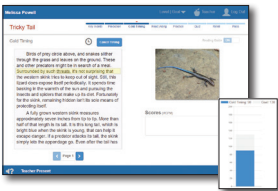
## 3. Prediction

Predict what the story will be about.



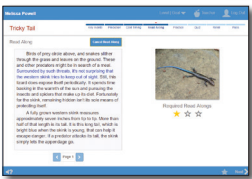
## 4. Cold Timing

Time yourself reading, and then view the graph.



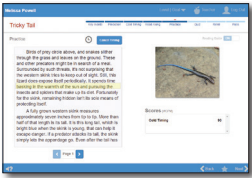
## 5. Read Along

Read along with the narrator.



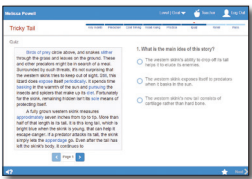
## 6. Practice

Practice reading on your own.



## 7. Quiz

Answer the quiz questions.



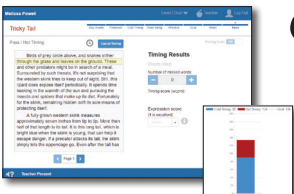
## 8. Retell/Word List

Retell the story or practice reading words from a phonics lesson.



## 9. Pass

Read the story to your teacher, and then view the results together.



### Opening Read Naturally Live

On the Student Login page, enter your account ID, user ID, and password, and click Log In.



### Closing Read Naturally Live

Always click Log Out to close the program.



### Progress Bar

The bar at the top of the screen shows where you are in the steps.



### Repeating Instructions

Click to hear the instructions again.



### Using the Reading Guide

Click to turn the reading guide on or off.



### Starting the Timer

Click to start timing yourself reading the story.




### Stopping and Restarting

Click if you want to stop reading so you can start over.



### Finishing a Story

Click if you finish reading a story before the bell sounds.



### Wordtastic

Play this word game while you wait for your teacher to log in. Click the best answer to score points.