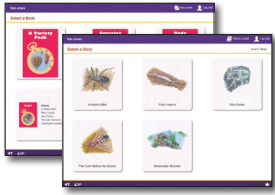


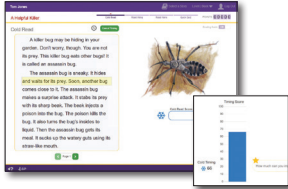


One Minute Reader **Live** Steps



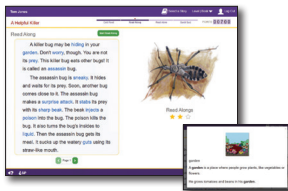
1. Select a Story

Click to select a book and then click the story you want to read.



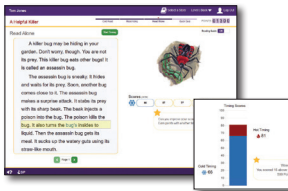
2. Cold Read

Time yourself reading and then view the graph.



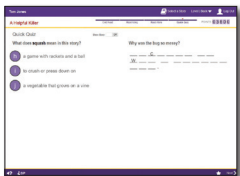
3. Read Along

Click to learn the words in blue. Then read along with the narrator.



4. Read Alone

Practice reading on your own until you get a good score.




5. Quick Quiz

Answer the quiz questions. The answers fill in the Joke Jumble.



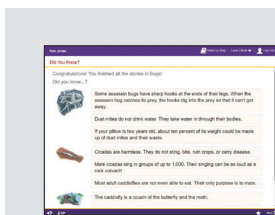
6. Story Summary

Review your results. The graph shows how much you improved.



7. Book Summary

See the results for all the stories you've read in this book.




Did You Know?

When you finish a book, you see facts about the stories you read.



Opening One Minute Reader Live

On the Student Login page, enter your account ID, user ID, and password, and click Log In.



Closing One Minute Reader Live

Always click Log Out to close the program.



Progress Bar

The bar at the top of the screen shows where you are in the steps.



Repeating Instructions

Click to hear the instructions again.



Using the Reading Guide

Click to turn the reading guide on or off.



Starting the Timer

Click to start timing yourself reading the story.



Stopping and Restarting

Click if you want to stop reading so you can start over.



Finishing a Story

Click if you finish reading a story before the bell sounds.